



# Club Health Assessment for DISTRICT LC 1 through December 2025

			Status	Membership					Reports				Finance	LCIF		
Club Number	Club Name	Charter Date	Times in Status Quo in Past 2 Years	Current Member Count **	YTD Members Added	YTD Members Dropped	YTD Net Growth% ***	Member Count 1 Year Ago	Dropped Members Avg.Length of Service	Months Since Membership Update	Current Officers Reported ****	Current President Repeated Term	VP Reported *****	Last Date Reported Service (mm/yyyy)	Account Balance	YTD Donations
Clubs less than two years old																
171570	Rio de Janeiro Colorindo a Vida	06/10/2024	Active	18	9	1	80.00%	13	0	0	Y	2	N	12/2025		\$504.13
Clubs more than two years old																
16508	DUQUE DE CAXIAS	09/30/1966	Active	13	0	1	-7.14%	14	55	2	Y		N	09/2025		\$103.85
Exc Award (06/30/2018, 06/30/2023)																
130749	Duque de Caxias Ama Xerém - Centenario	04/28/2017	Active	22	0	0	0.00%	23		6	Y		R	08/2024		\$5.35
16528	PETROPOLIS CENTRO	08/25/1953	Active	16	0	0	0.00%	18		6	Y		N	11/2025		\$222.44
Exc Award (06/30/2017, 06/30/2021)																
45121	PETROPOLIS ITAIPAVA	06/20/1985	Active	5	0	0	0.00%	8		5	Y		IP	06/2025		\$65.04
49685	PETROPOLIS QUITANDINHA	06/20/1989	Active	14	0	2	-12.50%	18	1	0	Y		N	12/2025		\$452.35
Exc Award (06/30/2022)																
43023	PIRAI	09/22/1983	Active	38	2	0	5.56%	34		3	Y	2	R	12/2025		\$25.15
16529	RESENDE	03/05/1961	Active	28	0	0	0.00%	28		5	N	None		10/2024		
16542	RIO DE JANEIRO	04/16/1952	Active	16	0	2	-11.11%	18	31	5	N	None	R	08/2024		\$1,124.05
Exc Award (06/30/2021)																
16533	RIO DE JANEIRO BANGU	10/15/1969	Active	21	5	2	16.67%	18	19	0	Y		N	12/2025		\$164.36
49000	RIO DE JANEIRO CACHAMBI	11/02/1988	Active	24	1	0	4.35%	23		0	Y		R	11/2025		\$468.42
16561	RIO DE JANEIRO CAMPO GRANDE	05/08/1964	Active	14	0	0	0.00%	17		7	Y	5	N	11/2023		
62514	RIO DE JANEIRO CARIOCA	11/03/1999	Active	25	0	1	-3.85%	26	26	4	Y		R	08/2025		\$1,716.05
Exc Award (06/30/2017)																
150569	Rio de Janeiro Cibernético Acessibilidade e Inclusão	05/16/2022	Active(3)	16	0	2	-11.11%	19	4	0	Y	2				
127537	Rio de Janeiro Cibernético Motivação CL Eloy Silva	05/13/2016	Cancelled(6*)	0	0	0	0.00%	1		6	N	None				
55918	RIO DE JANEIRO CIDADE MARAVILHOSA	06/24/1994	Active	37	10	10	0.00%	25	5	0	Y	2	N	07/2025		\$240.72
Exc Award (06/30/2018)																
16544	RIO DE JANEIRO COPACABANA	06/19/1958	Active	16	0	0	0.00%	16		20	N	None		07/2023		
16563	RIO DE JANEIRO ENGENHO VELHO	03/21/1966	Active	4	0	0	0.00%	4		18	Y	4	R	09/2025		
16556	RIO DE JANEIRO FLAMENGO	05/28/1965	Active	27	1	0	3.85%	32		3	Y	2		03/2025		



## Club Health Assessment for DISTRICT LC 1 through December 2025

			Status	Membership						Reports				Finance	LCIF	
Club Number	Club Name	Charter Date	Times in Status Quo in Past 2 Years	Current Member Count **	YTD Members Added	YTD Members Dropped	YTD Net Growth% ***	Member Count 1 Year Ago	Dropped Members Avg.Length of Service	Months Since Membership Update	Current Officers Reported ****	Current President Repeated Term	VP Reported *****	Last Date Reported Service (mm/yyyy)	Account Balance	YTD Donations
16555	RIO DE JANEIRO GRAJAU	09/21/1964	Active	6	0	3	-33.33%	9	3	0	Y	3		11/2025		
60073	RIO DE JANEIRO GUARATIBA Exc Award (06/30/2018)	11/04/1997	Active	11	0	0	0.00%	11		0	Y	3	R	07/2024	90+ Days	\$10.00
16557	RIO DE JANEIRO ILHA DO GOVERNADOR Exc Award (06/30/2017)	06/28/1965	Active	21	8	1	50.00%	14	8	0	Y	3	R	12/2025		\$425.34
16558	RIO DE JANEIRO JACAREPAGUA Exc Award (06/30/2017)	06/08/1965	Active	12	0	1	-7.69%	14	3	0	Y		IP	09/2024		\$82.37
152789	Rio de Janeiro Jovens Líderes	11/04/2022	Cancelled(8*)	0	0	8	-100.00%	10	3	0	N	None		11/2024	90+ Days	
16545	RIO DE JANEIRO LEME Exc Award (06/30/2019)	10/21/1958	Active	16	0	1	-5.88%	21	37	0	Y		N	08/2025	90+ Days	\$158.04
16531	RIO DE JANEIRO LINS DE VASCONCELOS	12/01/1966	Active	19	1	0	5.56%	19		0	Y	3		11/2025		\$218.50
57640	RIO DE JANEIRO MARACANA	12/18/1995	Active	9	0	0	0.00%	9		18	N	None		03/2023		\$244.96
59170	RIO DE JANEIRO PRINCESA DO LEME Exc Award (06/30/2016, 06/30/2017, 06/30/2023)	02/26/1997	Active	20	0	4	-16.67%	23	10	0	Y	2	R	12/2025		\$92.47
48020	RIO DE JANEIRO REC DOS BANDEIR Exc Award (06/30/2017, 06/30/2018)	01/06/1988	Active	38	2	2	0.00%	41	21	0	Y		IP	12/2025		
16562	RIO DE JANEIRO RIO COMPRIDO	06/30/1965	Active(1)	7	0	0	0.00%	7		23	N	None		11/2022		\$151.75
48609	RIO DE JANEIRO ROCHA MIRANDA	05/20/1988	Active	8	0	1	-11.11%	9	2	3	Y		N	12/2025		\$24.95
16552	RIO DE JANEIRO SAO CRISTOVAO	04/25/1963	Active(3)	2	0	0	0.00%	2		24	N	None		11/2018		
64490	RIO DE JANEIRO SERNAMBETIBA Exc Award (06/30/2107)	06/25/2001	Active	15	0	3	-16.67%	19	16	0	Y	5		12/2025		\$1,144.24
38160	RIO DE JANEIRO TAQUARA	03/14/1980	Active	31	3	1	6.90%	26	2	0	Y	2		11/2025		\$377.57
16546	RIO DE JANEIRO URCA	08/24/1959	Active	4	0	0	0.00%	5		10	N	None		11/2019		
37824	RIO DE JANEIRO VILA VALQUEIRE	12/10/1979	Active	6	0	0	0.00%	8		8	Y	2		08/2018	90+ Days	
134308	Rio de Janeiro Vozes da Pólio	04/18/2018	Active	17	0	2	-10.53%	16	6	0	Y		IP	07/2022		\$24.88
77309	RIO DE JANEIRO-LAGOA RODRIGO DE FREITAS	06/30/2003	Active	16	1	0	6.67%	17		0	Y		IP	08/2024		\$63.78



## Club Health Assessment for DISTRICT LC 1 through December 2025

			Status	Membership					Reports				Finance	LCIF		
Club Number	Club Name	Charter Date	Times in Status Quo in Past 2 Years	Current Member Count **	YTD Members Added	YTD Members Dropped	YTD Net Growth***	Member Count 1 Year Ago	Dropped Members Avg.Length of Service	Months Since Membership Update	Current Officers Reported ****	Current President Repeated Term	VP Reported *****	Last Date Reported Service (mm/yyyy)	Account Balance	YTD Donations
64903	RIO DE JANEIRO-REALENGO	01/02/2002	Active(2)	3	0	0	0.00%	3		11	N	None		05/2022		
33338	SAO JOAO DE MERITI	02/03/1977	Active	17	2	2	0.00%	14	2	0	N	7	R	10/2025		
	Exc Award (06/30/2017, 06/30/2018)															
16568	TERESOPOLIS	06/27/1955	Active(2)	5	0	0	0.00%	5		12	Y	4	R	08/2019		
48610	VOLTA REDONDA CIDADE DO ACO	05/24/1988	Active	14	0	0	0.00%	14		6	Y		N	12/2025		\$70.27
	Exc Award (06/30/2024)															

Clubs Cancelled Previous Fiscal Year – Clubs Cancelled within last 12 months may be reinstated

Club Number	Club Name	Charter Date	Current Status*	Cancellation Date
16537	RIO DE JANEIRO BONSUCESSO	03/10/1965	Cancelled(6*)	08/29/2024
156159	Rio de Janeiro Embaixadores de Alegria	10/05/2023	Cancelled(6*)	05/29/2025
145085	Rio de Janeiro Golfe Olímpico	03/11/2021	Cancelled(6*)	03/29/2025

Current Total Clubs Count	YTD New Clubs Count	YTD Cancelled Clubs Count	YTD Net Club Gain	Current Total Members Count	YTD Add	YTD Drop	YTD Net Growth	YTD Net Growth %	Member Count 12 Months Ago	Average Member Count Per Club	% of Clubs with less than 20 members	% No Officer Report in 12 Months	% of Clubs with balance 90+ days	Number of Clubs in Status Quo	% Status Quo Clubs in Financial Suspension	Number of Cancelled Clubs	Average Cancelled Club Age	Members Lost Due to Cancellation	% of Clubs Cancelled for Non-Financial Reasons
40	0	2	-2	651	45	50	-5	-0.76%	671	16	70%	18%	8%	0	0%	2	39	8	50%

\* - P - Priority Club. Cancellation Reasons: 1-Objectives/conduct, 2-Non-active club, 5-Non-existing club, 6-Disbanding, 7-Merger, 8-Financial Suspension, 9-District/Multiple District Dues.

\*\* Red denotes below 15 active members.

\*\*\* Red denotes 20% + loss.

\*\*\*\* Y - all 3 (President, Secretary, Treasurer) club officers reported, N - not all 3 reported.

\*\*\*\*\* Abbreviation: N-New, IP-Immediate Past, R-Repeat.



## Club Health Assessment for District LC 2 through December 2025

			Status	Membership						Reports				Finance		LCIF
Club Number	Club Name	Charter Date	Times in Status Quo in Past 2 Years	Current Member Count **	YTD Members Added	YTD Members Dropped	YTD Net Growth% ***	Member Count 1 Year Ago	Dropped Members Avg.Length of Service	Months Since Membership Update	Current Officers Reported ****	Current President Repeated Term	VP Reported *****	Last Date Reported Service (mm/yyyy)	Account Balance	YTD Donations
Clubs less than two years old																
181588	Salto Monte Serrat	03/31/2025	Active	17	0	6	-26.09%	0	0	0	Y	2	N	10/2025		\$75.00
179336	São Paulo Diabetes	10/30/2024	Cancelled(8*)	0	0	29	-100.00%	24	1	0	N	None		03/2025	90+ Days	
Clubs more than two years old																
38617	BOITUVA	06/03/1980	Active	28	1	1	0.00%	29	3	0	Y		N	10/2025		\$1,150.00
	Exc Award (06/30/2023, 06/30/2024)															
16577	CAPIVARI	11/14/1962	Active	23	0	0	0.00%	24		4	Y		N	12/2025		\$275.00
	Exc Award (06/30/2023)															
16578	CERQUILHO	09/04/1966	Active	44	2	2	0.00%	41	37	0	Y		N	12/2025		\$70.03
	Exc Award (06/30/2020)															
34019	COTIA	06/07/1977	Active	15	1	0	7.14%	9		0	Y	3	R	11/2024		\$50.00
16580	INDAIATUBA	08/26/1959	Active	30	4	1	11.11%	25	2	0	Y		N	12/2025		\$1,067.91
	Exc Award (06/30/2023, 06/30/2024)															
16582	ITAPETININGA	06/05/1956	Active	18	0	0	0.00%	18		4	Y		N	09/2025		
	Exc Award (06/30/2023)															
128093	Itapevi Centro	06/24/2016	Active(1)	27	1	6	-15.63%	37	4	0	Y		N	05/2025		\$145.87
	Exc Award (06/30/2020, 06/30/2022, 06/30/2023, 06/30/2024)															
16583	ITATIBA	10/11/1971	Active	21	1	0	5.00%	20		2	Y		R	11/2025	90+ Days	\$1,093.56
	Exc Award (06/30/2023)															
16584	ITU	10/23/1960	Active	21	0	2	-8.70%	21	5	0	Y		R	11/2025		\$230.31
	Exc Award (06/30/2020, 06/30/2022, 06/30/2023)															
34020	JUNDIAI SUL	06/07/1977	Cancelled(8*)	0	0	5	-100.00%	5	35	4	N	None		12/2023	90+ Days	
35189	MAIRINQUE	03/20/1978	Cancelled(8*)	0	0	5	-100.00%	5	29	4	N	None			90+ Days	
16586	OSASCO	06/08/1963	Active	13	0	2	-13.33%	15	19	0	N	None		07/2025		\$50.01
16589	REGISTRO	06/07/1964	Active	23	0	4	-14.81%	24	13	1	Y		N	12/2025		
129593	São Paulo - Nações De Cultura De Paz	01/03/2017	Active(1)	4	0	0	0.00%	4		4	Y	10	R	04/2025		
37430	SAO PAULO ALTO DOS PINHEIROS	07/09/1979	Cancelled(6*)	0	0	0	0.00%	4		6	N	None		10/2023		
138670	São Paulo Anhembi Transformação	06/19/2019	Active	12	0	0	0.00%	12		4	Y		IP	09/2025		\$100.00



# Club Health Assessment for District LC 2 through December 2025

			Status	Membership						Reports				Finance		LCIF
Club Number	Club Name	Charter Date	Times in Status Quo in Past 2 Years	Current Member Count **	YTD Members Added	YTD Members Dropped	YTD Net Growth% ***	Member Count 1 Year Ago	Dropped Members Avg.Length of Service	Months Since Membership Update	Current Officers Reported ****	Current President Repeated Term	VP Reported *****	Last Date Reported Service (mm/yyyy)	Account Balance	YTD Donations
16605	SAO PAULO BANDEIRANTES L C	12/20/1955	Active(2)	3	0	0	0.00%	3		4	N	None			90+ Days	
37238	SAO PAULO BARRA FUNDA	06/12/1979	Active	12	0	0	0.00%	12		4	Y		N	12/2025		\$299.18
16595	SAO PAULO BELEM	09/25/1959	Active	17	2	1	6.25%	16	3	2	Y		N	06/2025		\$741.43
	Exc Award (06/30/2020, 06/30/2023)															
36384	SAO PAULO CAMPOS ELISEOS	12/18/1978	Active	15	1	0	7.14%	14		4	Y	2	R	12/2025		\$50.00
	Exc Award (06/30/2022, 06/30/2023)															
16627	SAO PAULO CASA VERDE	06/03/1968	Active	27	0	1	-3.57%	28	4	0	Y	3	R	10/2024	90+ Days	
	Exc Award (06/30/2023)															
16597	SAO PAULO CENTRO	07/23/1952	Active(1)	29	2	6	-12.12%	33	4	1	Y	2	R	11/2025		\$1,000.70
	Exc Award (06/30/2023)															
29125	SÃO PAULO CONTINENTAL	04/04/1974	Active	26	2	8	-18.75%	28	3	2	Y		N	12/2025		\$319.94
	Exc Award (06/30/2016, 06/30/2018, 06/30/2022, 06/30/2023, 06/30/2024)															
144347	São Paulo Elos	12/22/2020	Active	19	1	7	-24.00%	28	3	0	N		N	12/2025		\$995.00
	Exc Award (06/30/2021, 06/30/2022, 06/30/2023)															
16594	SAO PAULO IMIRIM	04/15/1971	Active	13	0	1	-7.14%	10	54	4	Y	3	N	12/2025		\$50.00
	Exc Award (06/30/2016, 06/30/2018, 06/30/2019)															
53252	SAO PAULO INDEPENDENCIA	06/01/1992	Active	7	0	0	0.00%	7		4	Y	4	R	12/2025		
16599	SAO PAULO IPIRANGA	05/05/1955	Active	16	2	0	14.29%	14		2	N	None	N	07/2025		\$100.00
16629	SAO PAULO MONCOES	05/20/1971	Active	17	1	0	6.25%	21		1	Y	3	R	12/2025		\$370.00
	Exc Award (06/30/2024)															
16602	SAO PAULO MOOCA	02/15/1955	Active(1)	2	0	0	0.00%	2		4	Y	12	R	11/2016		
16611	SAO PAULO PACAEMBU	03/28/1961	Active	29	7	3	16.00%	27	5	0	Y		N	12/2025	90+ Days	\$1,120.04
	Exc Award (06/30/2021, 06/30/2022, 06/30/2023)															
16612	SAO PAULO PARY	04/12/1961	Active	14	0	0	0.00%	14		4	Y			11/2021		
16603	SAO PAULO PENHA	04/26/1956	Active	19	2	0	11.76%	17		3	Y		N	09/2024	90+ Days	\$70.01
36980	SAO PAULO POMPEIA	04/20/1979	Active	29	2	1	3.57%	26	1	1	Y		N	10/2025		\$587.77
	Exc Award (06/30/2016, 06/30/2020, 06/30/2021, 06/30/2022)															
16606	SAO PAULO SANTANA	01/22/1958	Active(1)	9	2	0	28.57%	6		2	Y	4	N	08/2025		\$50.00



## Club Health Assessment for District LC 2 through December 2025

			Status	Membership					Reports				Finance	LCIF		
Club Number	Club Name	Charter Date	Times in Status Quo in Past 2 Years	Current Member Count **	YTD Members Added	YTD Members Dropped	YTD Net Growth% ***	Member Count 1 Year Ago	Dropped Members Avg.Length of Service	Months Since Membership Update	Current Officers Reported ****	Current President Repeated Term	VP Reported *****	Last Date Reported Service (mm/yyyy)	Account Balance	YTD Donations
Exc Award (06/30/2018, 06/30/2020)			Active	28	3	0	12.00%	25		0	Y		N	12/2025		\$2,475.32
16624	SAO PAULO SAO MIGUEL PAULISTA	04/08/1965														
Exc Award (06/30/2019, 06/30/2023, 06/30/2024)			Active	20	0	0	0.00%	21		4	Y	2	N	05/2025		\$1,320.67
16613	SÃO PAULO SAÚDE	02/10/1962														
Exc Award (06/30/2020, 06/30/2024)			Active	24	3	4	-4.00%	30	3	0	Y		N	12/2025		\$1,190.18
135131	São Paulo Sororidade Social	06/15/2018														
Exc Award (06/30/2021, 06/30/2022)			Active	24	2	3	-4.00%	22	21	0	Y		N	06/2025		(\$804.84)
16608	SAO PAULO SUMARE	09/16/1958														
Exc Award (06/30/2016, 06/30/2023, 06/30/2024)			Active	6	0	0	0.00%	6		4	Y	4	R	12/2025		\$69.92
125064	Sao Paulo Tatuape	06/05/2015														
Exc Award (06/30/2018)			Active(1)	21	0	0	0.00%	21		4	Y	6	R	12/2025		
16620	SAO PAULO TUCURUVI	02/01/1967														
Exc Award (06/30/2018)			Active	32	0	1	-3.03%	33	34	0	Y		N	12/2025		\$389.20
31565	SAO PAULO VILA FORMOSA	01/20/1976														
Exc Award (06/30/2023)			Active	26	0	0	0.00%	23		3	Y			11/2025		\$99.92
38064	SAO PAULO VILA MATILDE	02/11/1980														
Exc Award (06/30/2024)			Active	10	0	0	0.00%	10		2	Y	3	R	12/2025		\$50.29
16614	SAO ROQUE	06/20/1959														
Exc Award (06/30/2023)			Active(1)	6	2	0	50.00%	4		2	N	None		10/2025		\$50.00
16607	SOROCABA	04/09/1954														
Exc Award (06/30/2016, 06/30/2020, 06/30/2021, 06/30/2023, 06/30/2024)			Active(2)	15	8	0	114.29%	9		2	N	None		10/2025		\$50.00
134767	Sorocaba Fenix	05/22/2018														
Exc Award (06/30/2016, 06/30/2023, 06/30/2024)			Active(1)	13	2	3	-7.14%	14	4	2	Y	2		04/2025	90+ Days	
35191	SOROCABA LESTE	03/28/1978														
Exc Award (06/30/2016, 06/30/2023, 06/30/2024)			Active(1)	11	0	0	0.00%	11		4	N	None		11/2021	90+ Days	
16632	SOROCABA NORTE	11/05/1971														
Exc Award (06/30/2016, 06/30/2017, 06/30/2019, 06/30/2023, 06/30/2024)			Active	20	4	0	25.00%	16		0	Y		N	11/2025		\$1,000.37
34021	SOROCABA SUL	06/08/1977														
Exc Award (06/30/2016, 06/30/2020, 06/30/2021, 06/30/2023, 06/30/2024)			Active	110	5	9	-3.51%	107	10	0	Y		N	12/2025		\$1,244.50
16634	TATUI	09/02/1955														
Exc Award (06/30/2016, 06/30/2020, 06/30/2021, 06/30/2023, 06/30/2024)			Active	23	6	10	-14.81%	20	1	0	Y		N	12/2025		\$298.67
16636	VALINHOS	12/07/1955														
Exc Award (06/30/2016, 06/30/2023, 06/30/2024)			Active	59	5	3	3.51%	72	1	2	Y	2		12/2025		\$540.00
16637	VINHEDO	05/15/1958														
Exc Award (06/30/2016, 06/30/2017, 06/30/2019, 06/30/2023, 06/30/2024)																



## Club Health Assessment for District LC 2 through December 2025

INTERNATIONAL

Club Number	Club Name	Charter Date	Status	Membership						Reports				Finance	LCIF	
			Times in Status Quo in Past 2 Years	Current Member Count **	YTD Members Added	YTD Members Dropped	YTD Net Growth% ***	Member Count 1 Year Ago	Dropped Members Avg.Length of Service	Months Since Membership Update	Current Officers Reported ****	Current President Repeated Term	VP Reported *****	Last Date Reported Service (mm/yyyy)	Account Balance	YTD Donations
16638	VOTORANTIM	10/04/1967	Active	31	11	6	19.23%	28	2	2	Y		N	12/2025	90+ Days	\$50.00
Exc Award (06/30/2023)																

Clubs Cancelled Previous Fiscal Year – Clubs Cancelled within last 12 months may be reinstated

Club Number	Club Name	Charter Date	Current Status*	Cancellation Date
16598	SAO PAULO ACLIMACAO	11/29/1956	Cancelled(6*)	07/29/2024

Current Total Clubs Count	YTD New Clubs Count	YTD Cancelled Clubs Count	YTD Net Club Gain	Current Total Members Count	YTD Add	YTD Drop	YTD Net Growth	YTD Net Growth %	Member Count 12 Months Ago	Average Member Count Per Club	% of Clubs with less than 20 members	% No Officer Report in 12 Months	% of Clubs with balance 90+ days	Number of Clubs in Status Quo	% Status Quo Clubs in Financial Suspension	Number of Cancelled Clubs	Average Cancelled Club Age	Members Lost Due to Cancellation	% of Clubs Cancelled for Non-Financial Reasons
50	0	4	-4	1,078	85	130	-45	-4.01%	1,095	22	50%	4%	16%	0	0%	4	53	39	25%

\* - P - Priority Club. Cancellation Reasons: 1-Objectives/conduct, 2-Non-active club, 5-Non-existing club, 6-Disbanding, 7-Merger, 8-Financial Suspension, 9-District/Multiple District Dues.

\*\* Red denotes below 15 active members.

\*\*\* Red denotes 20% + loss.

\*\*\*\* Y - all 3 (President, Secretary, Treasurer) club officers reported, N - not all 3 reported.

\*\*\*\*\* Abbreviation: N-New, IP-Immediate Past, R-Repeat.



# Club Health Assessment for District LC 3 through December 2025

			Status	Membership						Reports				Finance	LCIF	
Club Number	Club Name	Charter Date	Times in Status Quo in Past 2 Years	Current Member Count **	YTD Members Added	YTD Members Dropped	YTD Net Growth% ***	Member Count 1 Year Ago	Dropped Members Avg.Length of Service	Months Since Membership Update	Current Officers Reported ****	Current President Repeated Term	VP Reported *****	Last Date Reported Service (mm/yyyy)	Account Balance	YTD Donations
Clubs less than two years old																
172142	Botelhos	06/10/2024	Active	10	0	0	0.00%	12		4	Y	3		11/2025		
171331	Cosmopolis Cidade Universo	05/06/2024	Active(2)	12	0	0	0.00%	20		6	Y	3	N	11/2025		
Clubs more than two years old																
16639	AGUAI	08/06/1966	Active	19	6	7	-5.00%	19	6	0	Y	2	R	12/2025	90+ Days	
156856	Águas de São Pedro	12/18/2023	Active	28	9	0	47.37%	20		2	Y		N	12/2025		
16642	AMERICANA	04/12/1955	Active	42	0	1	-2.33%	40	17	1	Y		N	12/2025		\$431.08
16643	AMERICANA NORTE	05/23/1969	Active	33	0	0	0.00%	32		3	Y	2	R	12/2025		
Exc Award (06/30/2024)																
30923	AMERICO BRASILIENSE	06/13/1975	Active	13	0	1	-7.14%	14	16	3	Y	3	R	09/2025		
Exc Award (06/30/2018)																
16644	AMPARO	01/12/1965	Active	26	0	0	0.00%	22		2	Y	2	R	12/2025		\$532.30
Exc Award (06/30/2020, 06/30/2024)																
16648	ARARAQUARA	08/23/1958	Active	8	0	0	0.00%	8		8	Y	3	R	12/2025		
16646	ARARAQUARA FONTE LUMI	03/22/1969	Active	29	0	2	-6.45%	33	29	0	Y	2	R	12/2025		
16649	ARARAS	09/29/1956	Active	23	1	0	4.55%	21		3	Y	2	R	12/2025	90+ Days	\$201.64
16651	BARIRI	03/09/1964	Active(2)	11	1	0	10.00%	10		2	Y	3	R	11/2025		
33701	BARRA BONITA	04/06/1977	Active	14	5	0	55.56%	18		1	Y			12/2025		\$1,000.42
Exc Award (06/30/2024)																
16974	BOTUCATU	09/21/1957	Active	19	2	1	5.56%	19	2	0	Y		N	11/2025		
Exc Award (06/30/2022, 06/30/2024)																
58532	BOTUCATU LEAO DA SERRA	06/30/1996	Active	19	3	3	0.00%	8	3	0	Y		R	10/2025		
Exc Award (06/30/2023)																
32529	CAMPINAS CARLOS GOMES	06/29/1976	Active	22	3	2	4.76%	23	12	0	Y			12/2025		\$14.08
Exc Award (06/30/2021)																
119787	Campinas Cibernético "Guilherme de Almeida"	06/27/2013	Active(1)	7	0	0	0.00%	7		6	Y	3	N	10/2025		
Exc Award (06/30/2018)																
40016	CAMPINAS METROPOLE	06/03/1981	Active	6	0	0	0.00%	9		2	Y	3	R	12/2025		
16656	CAMPINAS OESTE	06/29/1973	Active	13	0	1	-7.14%	18	24	2	Y	5	R	11/2025		





# Club Health Assessment for District LC 3 through December 2025

			Status	Membership						Reports				Finance	LCIF	
Club Number	Club Name	Charter Date	Times in Status Quo in Past 2 Years	Current Member Count **	YTD Members Added	YTD Members Dropped	YTD Net Growth% ***	Member Count 1 Year Ago	Dropped Members Avg.Length of Service	Months Since Membership Update	Current Officers Reported ****	Current President Repeated Term	VP Reported *****	Last Date Reported Service (mm/yyyy)	Account Balance	YTD Donations
16662	CONCHAL	03/23/1969	Cancelled(8*)	0	0	8	-100.00%	0	25	4	N	None		03/2019	90+ Days	
16981	CONCHAS	09/06/1967	Active	31	0	5	-13.89%	41	6	0	Y			11/2025		
	Exc Award (06/30/2017, 06/30/2018, 06/30/2023, 06/30/2024)															
130742	Cordeiropolis Comendador Jamil Abrahao Saad	04/21/2017	Active	40	3	0	8.11%	38		5	Y		N	12/2025		
33339	IBITINGA CENTENARIO	02/07/1977	Active	44	4	5	-2.22%	45	3	0	Y	2	N	12/2025		
	Exc Award (06/30/2020, 06/30/2024)															
16665	ITAPIRA	06/08/1955	Active	30	0	4	-11.76%	34	10	2	Y			12/2025		
	Exc Award (06/30/2020, 06/30/2022)															
30726	ITAPOLIS	05/13/1975	Active	38	1	0	2.70%	38		2	Y		N	12/2025	90+ Days	
	Exc Award (06/30/2022)															
110330	ITATINGA	02/21/2011	Cancelled(6*)	0	0	0	0.00%	13		6	N	None		12/2024		
150000	Jahu - Comandante João Ribeiro de Barros	02/23/2022	Active	11	2	4	-15.38%	14	3	0	N		N	12/2025		
16991	LARANJAL PAULISTA	05/26/1970	Active	18	0	0	0.00%	18		7	Y	2	R	11/2025		
142959	Leme Cooperação	09/22/2020	Active	16	0	0	0.00%	16		2	Y	2	N	11/2025		
16671	LIMEIRA	07/23/1955	Active	21	0	3	-12.50%	25	13	2	Y	2		11/2025		\$1,268.83
16672	LIMEIRA NORTE	08/17/1968	Active	35	0	0	0.00%	36		6	Y	2	R	11/2025		\$120.00
	Exc Award (06/30/2023)															
131345	Mineiros do Tiete	06/23/2017	Active(1)	31	0	2	-6.06%	29	1	2	Y		N	12/2025		
16673	MOCOCA	09/20/1964	Active	20	0	3	-13.04%	18	1	2	Y		R	12/2025		
16674	MOGI GUACU	05/04/1968	Active(1)	5	0	0	0.00%	5		12	Y	3	R	11/2025		
16676	MONTE MOR	05/21/1970	Active	49	2	0	4.26%	51		1	Y		N	11/2025		
	Exc Award (06/30/2024)															
117932	MONTE MOR CIBERNETICO VANGUARDA	10/15/2012	Active	25	0	0	0.00%	25		4	Y		N	12/2025		
16677	NOVA ODESSA	01/08/1974	Active	33	8	2	22.22%	24	28	0	Y		N	12/2025		
	Exc Award (06/30/2024)															
154906	Pardinho	06/21/2023	Active(1)	9	2	0	28.57%	8		3	Y		N	11/2025		
33180	PAULINIA	12/31/1976	Active	36	5	3	5.88%	33	4	3	Y			12/2025	90+ Days	
	Exc Award (06/30/2020, 06/30/2021, 06/30/2024)															
16680	PIRACICABA	03/26/1955	Active	16	0	0	0.00%	17		6	Y	5	R	11/2025		



## Club Health Assessment for District LC 3 through December 2025

			Status	Membership						Reports				Finance	LCIF	
Club Number	Club Name	Charter Date	Times in Status Quo in Past 2 Years	Current Member Count **	YTD Members Added	YTD Members Dropped	YTD Net Growth***	Member Count 1 Year Ago	Dropped Members Avg.Length of Service	Months Since Membership Update	Current Officers Reported ****	Current President Repeated Term	VP Reported *****	Last Date Reported Service (mm/yyyy)	Account Balance	YTD Donations
63339	PIRACICABA CAMPESTRE	06/22/2000	Active	9	0	0	0.00%	9		7	Y	4	R	11/2025	90+ Days	\$20.00
124644	Piracicaba Cruzeiro do Sul	04/23/2015	Active	18	2	2	0.00%	18	10	2	Y	6	R	11/2025		
16681	PIRACICABA INDEPENDENCIA Exc Award (06/30/2022, 06/30/2023, 06/30/2024)	06/20/1972	Active	61	4	2	3.39%	61	14	1	Y		N	11/2025		
16682	PIRACICABA LESTE	10/10/1968	Active	19	2	2	0.00%	16	2	0	Y	3	N	11/2025		
16683	PIRASSUNUNGA Exc Award (06/30/2019, 06/30/2021, 06/30/2022, 06/30/2024)	04/03/1963	Active	65	6	4	3.17%	62	5	0	Y		N	12/2025		
16686	POCOS CALDAS ALUMINIO Exc Award (06/30/2021, 06/30/2022, 06/30/2023, 06/30/2024)	10/14/1970	Active	33	5	0	17.86%	30		1	Y	2	N	12/2025		
118655	POÇOS DE CALDAS DAS AGUAS THERMAIS Exc Award (06/30/2018)	01/24/2013	Active	5	0	0	0.00%	5		5	Y		N	11/2025		
28147	POCOS DE CALDAS URANIO	03/11/1974	Active	30	0	2	-6.25%	33	9	1	Y	2	N	12/2025		
16688	RIO CLARO Exc Award (06/30/2018, 06/30/2022, 06/30/2024)	10/16/1955	Active	25	4	4	0.00%	31	12	0	Y		N	12/2025		
140020	Rio Claro Escudo De Davi	10/16/2019	Cancelled(8*)	0	0	10	-100.00%	0	6	0	N	None		07/2025		
16696	SANTA BARBARA DOESTE	05/13/1960	Active	19	4	0	26.67%	12		0	Y	2	R	11/2025	\$2,255.66	
16690	SANTO ANTONIO DE POSSE	05/23/1969	Active	17	0	0	0.00%	16		9	Y		N	11/2025		
34959	SAO CARLOS CLIMA	01/24/1978	Active	9	0	0	0.00%	9		5	Y	7	R	12/2025		
16691	SAO JOAO BOA VISTA NORTE	12/22/1969	Active	14	3	0	27.27%	11		1	Y			10/2025		
16698	SAO JOAO DA BOA VISTA Exc Award (06/30/2018)	07/30/1961	Active	20	3	0	17.65%	17		1	Y	3	N	11/2025		
17009	SAO MANUEL Exc Award (06/30/2018, 06/30/2020, 06/30/2023)	03/13/1965	Active	44	5	0	12.82%	40		4	Y		N	12/2025		
16700	SERRA NEGRA Exc Award (06/30/2018, 06/30/2020)	03/17/1964	Active	12	0	0	0.00%	13		2	Y			12/2025		
39171	SOCORRO	12/02/1980	Active	12	1	1	0.00%	12	30	2	Y		IP	10/2025		
16660	SUMARE	08/27/1959	Active	67	5	7	-2.90%	68	12	0	Y		R	12/2025		



## Club Health Assessment for District LC 3 through December 2025

INTERNATIONAL

Club Number	Club Name	Charter Date	Status	Membership					Reports					Finance	LCIF	
			Times in Status Quo in Past 2 Years	Current Member Count **	YTD Members Added	YTD Members Dropped	YTD Net Growth% ***	Member Count 1 Year Ago	Dropped Members Avg.Length of Service	Months Since Membership Update	Current Officers Reported ****	Current President Repeated Term	VP Reported *****	Last Date Reported Service (mm/yyyy)	Account Balance	YTD Donations
Exc Award (06/30/2018, 06/30/2023, 06/30/2024)																
154358	Sumaré Fênix	05/11/2023	Active	15	0	0	0.00%	22		2	Y		R	12/2025		

Clubs Cancelled Previous Fiscal Year – Clubs Cancelled within last 12 months may be reinstated

Club Number	Club Name	Charter Date	Current Status*	Cancellation Date
16647	ARARAQUARA SANTA CRUZ	10/24/1967	Cancelled(7*)	07/29/2024
138302	Monte Sião	05/21/2019	Cancelled(8*)	12/30/2024

Current Total Clubs Count	YTD New Clubs Count	YTD Cancelled Clubs Count	YTD Net Club Gain	Current Total Members Count	YTD Add	YTD Drop	YTD Net Growth	YTD Net Growth %	Member Count 12 Months Ago	Average Member Count Per Club	% of Clubs with less than 20 members	% No Officer Report in 12 Months	% of Clubs with balance 90+ days	Number of Clubs in Status Quo	% Status Quo Clubs in Financial Suspension	Number of Cancelled Clubs	Average Cancelled Club Age	Members Lost Due to Cancellation	% of Clubs Cancelled for Non-Financial Reasons
57	0	3	-3	1,356	101	91	10	0.74%	1,366	24	51%	0%	9%	0	0%	3	46	18	0%

\* - P - Priority Club. Cancellation Reasons: 1-Objectives/conduct, 2-Non-active club, 5-Non-existing club, 6-Disbanding, 7-Merger, 8-Financial Suspension, 9-District/Multiple District Dues.

\*\* Red denotes below 15 active members.

\*\*\* Red denotes 20% + loss.

\*\*\*\* Y - all 3 (President, Secretary, Treasurer) club officers reported, N - not all 3 reported.

\*\*\*\*\* Abbreviation: N-New, IP-Immediate Past, R-Repeat.




# Club Health Assessment for District LC 4 through December 2025

			Status	Membership						Reports				Finance	LCIF	
Club Number	Club Name	Charter Date	Times in Status Quo in Past 2 Years	Current Member Count **	YTD Members Added	YTD Members Dropped	YTD Net Growth% ***	Member Count 1 Year Ago	Dropped Members Avg.Length of Service	Months Since Membership Update	Current Officers Reported ****	Current President Repeated Term	VP Reported *****	Last Date Reported Service (mm/yyyy)	Account Balance	YTD Donations
Clubs less than two years old																
182959	Belo Horizonte - Defesa Civil	06/22/2025	Active	16	0	6	-27.27%	0	1	0	Y	2	N			
179091	Caeté Emboabas	11/20/2024	Active	16	0	4	-20.00%	31	2	0	Y	2	N			
171817	PERDIGAO	06/05/2024	Active(2)	20	8	4	25.00%	18	1	1	Y		N			
Clubs more than two years old																
16921	BELO HORIZONTE CARMO SION	05/15/1970	Active	15	1	1	0.00%	15	25	3	Y			10/2025		
29491	BELO HORIZONTE FLORESTA	06/18/1974	Active	28	0	0	0.00%	24		6	Y		R	12/2025		\$1,191.07
16919	BELO HORIZONTE GUTIERREZ	09/21/1971	Active	13	0	0	0.00%	14		6	Y	4	R	12/2025		
16934	BELO HORIZONTE JARAGUA	06/14/1970	Active	30	2	3	-3.23%	27	1	0	Y		N	11/2025		
16923	BELO HORIZONTE LIBERDADE Exc Award (06/30/2023)	11/14/1965	Active	11	0	7	-38.89%	18	10	5	Y		N	09/2025		\$268.95
31751	BELO HORIZONTE MANGABEIRAS	02/24/1976	Active	18	0	0	0.00%	25		6	Y	9		12/2025		
16918	BELO HORIZONTE NOVA SUISSA Exc Award (06/30/2018)	04/25/1973	Active	22	0	0	0.00%	20		1	Y			01/2025		
52858	BELO HORIZONTE OURO Exc Award (06/30/2017)	04/01/1992	Active	24	0	0	0.00%	24		3	Y		R	11/2025		
16931	BELO HORIZONTE SANTA TEREZA Exc Award (06/30/2023)	05/28/1969	Active(1)	36	17	2	71.43%	24	2	2	Y		IP	04/2025		\$1,382.14
16930	BELO HORIZONTE SANTO ANTONIO	03/11/1969	Active	12	0	3	-20.00%	15	2	1	Y			08/2022		
44368	BELO HORIZONTE SOLIDARIEDADE	11/01/1984	Active	26	0	0	0.00%	27		7	Y		N	11/2025		
16932	BETIM	06/21/1967	Active	23	1	2	-4.17%	24	2	0	Y		N	07/2025		\$220.78
16935	BOM DESPACHO Exc Award (06/30/2020, 06/30/2023, 06/30/2024)	01/19/1969	Active	64	2	1	1.59%	62	14	3	Y		R	12/2025	90+ Days	\$191.07
50235	CACHOEIRA DO CAMPO Exc Award (06/30/2018, 06/30/2019, 06/30/2023)	02/27/1990	Active	36	0	0	0.00%	36		6	Y		N	06/2025		



# Club Health Assessment for District LC 4 through December 2025

			Status	Membership						Reports				Finance	LCIF	
Club Number	Club Name	Charter Date	Times in Status Quo in Past 2 Years	Current Member Count **	YTD Members Added	YTD Members Dropped	YTD Net Growth% ***	Member Count 1 Year Ago	Dropped Members Avg.Length of Service	Months Since Membership Update	Current Officers Reported ****	Current President Repeated Term	VP Reported *****	Last Date Reported Service (mm/yyyy)	Account Balance	YTD Donations
16939	CONCEICAO DO MATO DENTRO	11/03/1968	Active(1)	20	0	0	0.00%	16		6	N	4	R	05/2025	90+ Days	
16951	CONSELHEIRO LAFAIETE ALVORADA	04/15/1968	Active	31	1	0	3.33%	30		3	Y		N	07/2025		
16937	CORINTO	12/22/1968	Active	13	0	0	0.00%	22		7	Y	6	N	11/2023		
Exc Award (06/30/2022)																
16942	CURVELO	10/29/1967	Active	32	1	5	-11.11%	41	15	3	Y		N	07/2025		
Exc Award (06/30/2016)																
16943	DIAMANTINA	04/27/1969	Active	18	3	1	12.50%	16	15	2	Y	2	R	03/2024		
148689	Divinópolis Bike	10/19/2021	Active	23	0	2	-8.00%	20	2	0	Y		N	09/2025		
16945	DIVINOPOLIS CANDIDES	10/19/1969	Active	39	0	0	0.00%	37		5	Y		N	10/2025		
Exc Award (06/30/2018, 06/30/2022)																
16944	DIVINOPOLIS PIONEIRO	05/25/1967	Active	17	0	1	-5.56%	22	7	5	Y	2	N	02/2025		
Exc Award (06/30/2022)																
29380	ESMERALDAS	05/23/1974	Active	30	4	3	3.45%	29	12	0	Y			12/2025		
16946	ITABIRITO	10/28/1968	Active	22	0	0	0.00%	23		8	Y		N	09/2025		
Exc Award (06/30/2022)																
16949	JANAUBA	10/12/1968	Active	36	0	3	-7.69%	36	5	1	Y		N	12/2025		\$191.07
Exc Award (06/30/2024)																
16950	LAFAIETE CENTRO L C	10/20/1962	Active	34	2	10	-19.05%	45	17	0	Y		N	07/2025		\$1,341.07
Exc Award (06/30/2022)																
34853	LAGOA SANTA	12/22/1977	Active	68	0	4	-5.56%	72	5	5	Y	2	R	12/2025		
40313	MARIANA O LEAO DAS MINAS	08/28/1981	Active	24	0	1	-4.00%	25	5	1	Y		N	09/2025		\$1,191.07
Exc Award (06/30/2019)																
34281	MONTES CLAROS SERTANEJO	06/29/1977	Active	22	1	1	0.00%	19	0	0	Y		N	06/2025		\$282.14
16955	NOVA LIMA	03/18/1967	Active	66	4	3	1.54%	63	9	1	Y	2	R	11/2025		
116093	NOVA LIMA ALPHAVILLE LAGOA DOS INGLESES	02/21/2012	Active	27	8	1	35.00%	19	1	2	Y			03/2019		
32093	NOVA SERRANA	04/20/1976	Active	29	0	0	0.00%	29		3	Y		N	10/2025		
Exc Award (06/30/2024)																
16956	OURO PRETO	10/27/1968	Active	16	0	1	-5.88%	17	10	5	Y		R	10/2021		
16959	PEDRO LEOPOLDO	02/12/1966	Active	36	6	4	5.88%	36	15	1	Y			05/2025		\$382.85
Exc Award (06/30/2017)																



## Club Health Assessment for District LC 4 through December 2025

			Status	Membership						Reports				Finance	LCIF	
Club Number	Club Name	Charter Date	Times in Status Quo in Past 2 Years	Current Member Count **	YTD Members Added	YTD Members Dropped	YTD Net Growth% ***	Member Count 1 Year Ago	Dropped Members Avg.Length of Service	Months Since Membership Update	Current Officers Reported ****	Current President Repeated Term	VP Reported *****	Last Date Reported Service (mm/yyyy)	Account Balance	YTD Donations
16961	PIRAPORA	10/04/1970	Active(3)	6	0	3	-33.33%	9	7	4	Y		N	03/2024	90+ Days	
16962	POMPEU	12/15/1968	Active	17	1	0	6.25%	16		5	Y			07/2025		
31460	SANTA LUZIA	12/09/1975	Active	18	0	2	-10.00%	23	23	0	Y	2	N	10/2025		
16965	SETE LAGOAS	10/24/1964	Active	10	0	0	0.00%	12		4	Y	2	R	10/2025		\$96.00
39017	SETE LAGOAS ALVORADA	10/31/1980	Active	20	2	2	0.00%	21	1	0	Y	2	N	12/2025	90+ Days	
16966	SETE LAGOAS CENTENARIO	03/19/1967	Active	9	0	0	0.00%	11		8	Y	3	R	10/2025		
34190	TRES MARIAS	06/07/1977	Active	34	2	4	-5.56%	36	7	3	Y		N	12/2025	90+ Days	\$103.27
Exc Award (06/30/2021, 06/30/2024)																
34189	VESPASIANO	06/26/1977	Active	33	3	3	0.00%	34	6	3	Y	3	R	10/2025		
Exc Award (06/30/2024)																

Clubs Cancelled Previous Fiscal Year – Clubs Cancelled within last 12 months may be reinstated

Club Number	Club Name	Charter Date	Current Status*	Cancellation Date
16920	BELO HORIZONTE CENTRO	12/28/1954	Cancelled(6*)	06/29/2025
29958	BELO HORIZONTE SERRA DO CURRAL	11/29/1974	Cancelled(8*)	06/29/2025

Current Total Clubs Count	YTD New Clubs Count	YTD Cancelled Clubs Count	YTD Net Club Gain	Current Total Members Count	YTD Add	YTD Drop	YTD Net Growth	YTD Net Growth %	Member Count 12 Months Ago	Average Member Count Per Club	% of Clubs with less than 20 members	% No Officer Report in 12 Months	% of Clubs with balance 90+ days	Number of Clubs in Status Quo	% Status Quo Clubs in Financial Suspension	Number of Cancelled Clubs	Average Cancelled Club Age	Members Lost Due to Cancellation	% of Clubs Cancelled for Non-Financial Reasons
45	0	0	0	1,160	69	87	-18	-1.53%	1,183	26	36%	0%	11%	0	0%	0	0	0	0%

\* - P - Priority Club. Cancellation Reasons: 1-Objectives/conduct, 2-Non-active club, 5-Non-existing club, 6-Disbanding, 7-Merger, 8-Financial Suspension, 9-District/Multiple District Dues.

\*\* Red denotes below 15 active members.

\*\*\* Red denotes 20% + loss.

\*\*\*\* Y - all 3 (President, Secretary, Treasurer) club officers reported, N - not all 3 reported.

\*\*\*\*\* Abbreviation: N-New, IP-Immediate Past, R-Repeat.



# Club Health Assessment for District LC 5 through December 2025

			Status	Membership					Reports				Finance	LCIF		
Club Number	Club Name	Charter Date	Times in Status Quo in Past 2 Years	Current Member Count **	YTD Members Added	YTD Members Dropped	YTD Net Growth% ***	Member Count 1 Year Ago	Dropped Members Avg.Length of Service	Months Since Membership Update	Current Officers Reported ****	Current President Repeated Term	VP Reported *****	Last Date Reported Service (mm/yyyy)	Account Balance	YTD Donations
Clubs less than two years old																
188462	Bragança Paulista	08/20/2025	Active	22	22	0	100.00%	0		4	Y		N		90+ Days	
157136	Guarulhos Metropolitano	01/12/2024	Active	35	4	5	-2.78%	36	1	0	Y		N	11/2025		
	Exc Award (06/30/2024)															
171806	Mongagua	06/07/2024	Active	7	0	0	0.00%	20		6	N	None		06/2025		
179757	São José dos Campos Urbanova	12/13/2024	Active	19	0	6	-24.00%	21	1	0	Y	2	N	12/2025		
Clubs more than two years old																
17195	ARUJA	05/04/1963	Active	33	0	0	0.00%	26		5	N	3		12/2025		
	Exc Award (06/30/2024)															
17196	ATIBAIA	08/08/1959	Active(1)	15	0	0	0.00%	15		7	Y		N	12/2025		
	Exc Award (06/30/2019)															
30958	BERTIOGA	06/24/1975	Active	46	0	6	-11.54%	40	1	0	Y	2	R	11/2025		
	Exc Award (06/30/2018, 06/30/2019, 06/30/2021, 06/30/2023, 06/30/2024)															
130170	Braganca Paulista IP Bob Colew	03/01/2017	Active	1	0	2	-66.67%	3	8	1	N	None	R	12/2022		
	Exc Award (06/30/2019, 06/30/2021)															
17198	CACAPAVA	05/22/1965	Active	14	1	0	7.69%	14		2	Y		N	12/2025		\$26.27
	Exc Award (06/30/2019, 06/30/2021, 06/30/2024)															
58781	CACHOEIRA PAULISTA	10/22/1996	Active	14	0	0	0.00%	13		8	Y		N	12/2025		
	Exc Award (06/30/2018)															
60731	CARAGUATATUBA	05/06/1998	Active	12	0	2	-14.29%	15	14	1	Y	2	R	04/2025		
119451	CARAGUATATUBA MAR	05/23/2013	Active	27	3	0	12.50%	25		3	Y	2	R	12/2025	90+ Days	
	Exc Award (06/30/2021)															
17201	CRUZEIRO	12/13/1964	Active(1)	8	2	0	33.33%	8		4	Y		N	11/2025		
17202	CUBATAO	06/12/1956	Active	15	4	0	36.36%	11		1	Y		N	11/2025		
17203	DIADEMA	02/21/1961	Active	23	0	0	0.00%	26		6	Y		N	12/2025		\$125.00
	Exc Award (06/30/2021, 06/30/2024)															
17204	GUARATINGUETA	05/01/1965	Active(1)	14	0	1	-6.67%	15	7	0	Y	2		12/2018		
17207	GUARATINGUETA PEDREGU	05/28/1969	Active(2)	9	5	2	50.00%	6	2	2	N	2	R	10/2025		



# Club Health Assessment for District LC 5 through December 2025

			Status	Membership						Reports				Finance		LCIF
Club Number	Club Name	Charter Date	Times in Status Quo in Past 2 Years	Current Member Count **	YTD Members Added	YTD Members Dropped	YTD Net Growth% ***	Member Count 1 Year Ago	Dropped Members Avg.Length of Service	Months Since Membership Update	Current Officers Reported ****	Current President Repeated Term	VP Reported *****	Last Date Reported Service (mm/yyyy)	Account Balance	YTD Donations
17206	GUARUJA SUL	06/13/1968	Active(1)	15	0	1	-6.25%	15	18	1	Y	4	R	10/2024		
17209	GUARULHOS	01/19/1961	Active	32	0	1	-3.03%	34	32	0	Y		N	09/2025		\$3,063.10
	Exc Award (06/30/2018, 06/30/2021, 06/30/2023)															
60911	GUARULHOS AEROPORTO	06/25/1998	Active	14	0	1	-6.67%	15	3	3	Y		R	11/2025		\$1,049.99
	Exc Award (06/30/2018, 06/30/2021, 06/30/2024)															
138212	Guarulhos Maia	05/24/2019	Active	42	0	0	0.00%	42		7	Y		N	12/2025		\$1,250.00
	Exc Award (06/30/2021, 06/30/2022, 06/30/2023, 06/30/2024)															
17210	GUARULHOS NORTE	06/13/1973	Active	21	1	0	5.00%	24		3	Y		N	08/2025		\$450.00
	Exc Award (06/30/2019, 06/30/2021)															
38911	GUARULHOS SUL	09/03/1980	Active	39	5	0	14.71%	17		0	Y		N	11/2025		\$1,150.29
56878	ILHA BELA	04/28/1995	Active(1)	17	0	0	0.00%	18		9	N	None		10/2018		
17211	ITANHAEM	12/22/1963	Active	16	5	3	14.29%	11	0	2	Y		N	11/2019		
17212	JACAREI	05/03/1957	Active	13	0	0	0.00%	15		6	Y	3	N	05/2023		
17213	LORENA	09/03/1965	Active	19	1	2	-5.00%	22	33	0	Y		R	11/2025		
	Exc Award (06/30/2018, 06/30/2019)															
17214	MAIRIPORA	05/31/1960	Active	23	4	0	21.05%	16		2	Y	3	R	11/2025		\$25.00
	Exc Award (06/30/2023)															
143820	Mairiporã Ilé Ifá	12/03/2020	Active(1)	1	0	0	0.00%	1		19	N	None		12/2023		
17216	MOGI DAS CRUZES	03/22/1962	Active	47	4	0	9.30%	43		2	Y		N	12/2025		\$2,400.00
	Exc Award (06/30/2019, 06/30/2023, 06/30/2024)															
125117	Mogi das Cruzes Bras Cubas	06/19/2015	Active	4	0	0	0.00%	4		1	N	None		03/2025		
17217	MOGI DAS CRUZES ESTÂNCIA	05/23/1969	Active	11	0	0	0.00%	11		14	Y		N	12/2025		
117852	MOGI DAS CRUZES ITAPETY	09/18/2012	Active	22	2	0	10.00%	21		1	Y		N	11/2025		
17222	POA	06/19/1960	Active	5	0	0	0.00%	5		20	Y	4	R	12/2023		
17223	PRAIA GRANDE ESTRELA DA MAMA	06/05/1967	Active	38	0	6	-13.64%	35	1	0	Y	4		09/2023	90+ Days	
	Exc Award (06/30/2021)															
153569	Praia Grande IP Brian Sheehan	01/30/2023	Active	7	0	0	0.00%	7		12	N	None		04/2024	90+ Days	
36815	PRAIA GRANDE OCIAN	03/26/1979	Active(1)	7	0	0	0.00%	7		27	N	None		02/2013		





## Club Health Assessment for District LC 5 through December 2025

			Status	Membership					Reports					Finance		LCIF
Club Number	Club Name	Charter Date	Times in Status Quo in Past 2 Years	Current Member Count **	YTD Members Added	YTD Members Dropped	YTD Net Growth***	Member Count 1 Year Ago	Dropped Members Avg.Length of Service	Months Since Membership Update	Current Officers Reported ****	Current President Repeated Term	VP Reported *****	Last Date Reported Service (mm/yyyy)	Account Balance	YTD Donations
38625	SANTA ISABEL	06/19/1980	Active	27	1	0	3.85%	23		1	N	None	N	10/2025	90+ Days	\$1,180.00
17234	SANTO ANDRE CENTRO	09/26/1957	Active	14	0	0	0.00%	14		4	Y		N	06/2025		\$50.00
	Exc Award (06/30/2019)															
17231	SANTO ANDRE JARDIM	03/15/1966	Active	36	9	0	33.33%	23		1	Y		N	11/2025		\$225.00
32095	SANTOS	04/21/1976	Active	31	0	1	-3.13%	38	32	0	Y		N	09/2025		\$50.00
130150	São Bento do Sapucaí	02/21/2017	Active	12	1	1	0.00%	10	9	0	Y	3	N	12/2025	90+ Days	
	Exc Award (06/30/2021, 06/30/2023)															
17225	SÃO BERNARDO DO CAMPO	05/16/1969	Active	20	7	5	11.11%	14	3	1	Y	12	R	10/2025		
	Exc Award (06/30/2021, 06/30/2023)															
17228	SAO BERNARDO DO CAMPO R RAMOS	08/24/1971	Active(1)	7	0	0	0.00%	7		49	Y	7		09/2017		
17235	SAO CAETANO DO SUL	06/27/1955	Active	30	0	8	-21.05%	38	21	0	Y		N	09/2024	90+ Days	\$3,571.68
	Exc Award (06/30/2019, 06/30/2024)															
32948	SAO CAETANO DO SUL FUNDACAO	11/11/1976	Active	9	0	0	0.00%	9		14	Y	13	R	07/2023		
108471	SÃO CAETANO DO SUL SANTA MARIA	05/27/2010	Active	25	0	0	0.00%	28		6	N	None		04/2025		
17229	SAO CAETANO DO SUL STA PAULA	10/29/1968	Active(2)	21	0	0	0.00%	16		4	Y	4		10/2025		
17237	SAO JOSE DOS CAMPOS AUGUSTIN SOLIVA	11/04/1955	Active	73	6	6	0.00%	67	11	0	Y		N	10/2025	90+ Days	\$6,067.22
	Exc Award (06/30/2024)															
29293	SAO JOSE DOS CAMPOS ESPLANADA	05/07/1974	Active	18	0	0	0.00%	14		3	Y		N	11/2025	90+ Days	\$2,003.59
	Exc Award (06/30/2017, 06/30/2019, 06/30/2024)															
66723	SAO JOSE DOS CAMPOS-SUL	10/14/2002	Active	23	0	0	0.00%	17		3	Y		N	10/2025		
	Exc Award (06/30/2018, 06/30/2019, 06/30/2023)															
48775	SAO SEBASTIAO	06/28/1988	Active(1)	4	0	0	0.00%	12		6	Y			07/2023		
17238	SAO VICENTE	01/22/1955	Active	40	3	3	0.00%	39	5	0	Y		N	12/2025	90+ Days	\$3,950.07
	Exc Award (06/30/2021, 06/30/2023, 06/30/2024)															
17245	SUZANO	06/09/1967	Active	23	3	0	15.00%	23		1	Y	2		12/2025		
	Exc Award (06/30/2017, 06/30/2019, 06/30/2023)															
17246	TAUBATE	08/26/1957	Active	34	0	0	0.00%	12		6	Y	2		06/2019		



## Club Health Assessment for District LC 5 through December 2025

INTERNATIONAL

						Status		Membership					Reports				Finance		LCIF
						Times in Status Quo in Past 2 Years	Current Member Count **	YTD Members Added	YTD Members Dropped	YTD Net Growth***	Member Count 1 Year Ago	Dropped Members Avg.Length of Service	Months Since Membership Update	Current Officers Reported ****	Current President Repeated Term	VP Reported *****	Last Date Reported Service (mm/yyyy)	Account Balance	YTD Donations
Club Number	Club Name	Charter Date																	
Exc Award (06/30/2017, 06/30/2018)																			
Current Total Clubs Count	YTD New Clubs Count	YTD Cancelled Clubs Count	YTD Net Club Gain	Current Total Members Count	YTD Add	YTD Drop	YTD Net Growth %	Member Count 12 Months Ago	Average Member Count Per Club	% of Clubs with less than 20 members	% No Officer Report in 12 Months	% of Clubs with balance 90+ days	Number of Clubs in Status Quo	% Status Quo Clubs in Financial Suspension	Number of Cancelled Clubs	Average Cancelled Club Age	Members Lost Due to Cancellation	% of Clubs Cancelled for Non-Financial Reasons	
55	1	0	1	1,154	93	62	31	2.76%	1,061	21	53%	11%	11%	0	0%	0	0	0	

\* - P - Priority Club. Cancellation Reasons: 1-Objectives/conduct, 2-Non-active club, 5-Non-existing club, 6-Disbanding, 7-Merger, 8-Financial Suspension, 9-District/Multiple District Dues.

\*\* Red denotes below 15 active members.

\*\*\* Red denotes 20% + loss.

\*\*\*\* Y - all 3 (President, Secretary, Treasurer) club officers reported, N - not all 3 reported.

\*\*\*\*\* Abbreviation: N-New, IP-Immediate Past, R-Repeat.




## Club Health Assessment for District LC 6 through December 2025

			Status	Membership						Reports				Finance	LCIF	
Club Number	Club Name	Charter Date	Times in Status Quo in Past 2 Years	Current Member Count **	YTD Members Added	YTD Members Dropped	YTD Net Growth% ***	Member Count 1 Year Ago	Dropped Members Avg.Length of Service	Months Since Membership Update	Current Officers Reported ****	Current President Repeated Term	VP Reported *****	Last Date Reported Service (mm/yyyy)	Account Balance	YTD Donations
Clubs less than two years old																
181946	São José do Rio Preto - Juventude	05/06/2025	Active	17	0	3	-15.00%	0	1	0	Y	2	N	11/2025		
Clubs more than two years old																
17249	ALTINOPOLIS	05/01/1970	Active	13	0	0	0.00%	13		19	Y	2	R	09/2025		
56945	AURIFLAMA	05/05/1995	Active	50	1	0	2.04%	50		2	Y		N	12/2025		
	Exc Award (06/30/2017, 06/30/2018, 06/30/2024)															
17250	BARRETOS	10/08/1961	Active	10	0	1	-9.09%	14	51	1	Y	2	R	12/2025		
	Exc Award (06/30/2016, 06/30/2018, 06/30/2022)															
17251	BATATAIS	09/18/1966	Active	28	0	0	0.00%	30		5	Y		N	11/2025		\$25.00
33340	BRODOWSKI	02/23/1977	Active	19	2	1	5.56%	20	1	0	Y		N	12/2025	90+ Days	
	Exc Award (06/30/2021, 06/30/2024)															
17255	CATANDUVA	02/25/1956	Active	26	1	1	0.00%	27	7	4	Y		N	10/2025		\$25.00
	Exc Award (06/30/2018, 06/30/2022)															
17256	CRAVINHOS	03/31/1964	Active	27	0	0	0.00%	25		12	Y	2	N	10/2025		\$50.00
	Exc Award (06/30/2017, 06/30/2018, 06/30/2022)															
34102	DUMONT	06/17/1977	Active	7	0	0	0.00%	9		7	N	None		04/2025		
50801	FERNANDOPOLIS CIDADE PROGRESSO	06/29/1990	Active	33	0	0	0.00%	31		6	Y		N	12/2025		
	Exc Award (06/30/2018)															
17259	FRANCA	09/20/1958	Active	29	1	0	3.57%	24		1	Y	2	R	12/2025		\$120.00
	Exc Award (06/30/2019, 06/30/2022)															
45502	FRANCA CIDADE NOVA	11/12/1985	Active	10	0	0	0.00%	10		14	Y	3		10/2025		
	Exc Award (06/30/2018)															
46643	FRANCA DO IMPERADOR	11/17/1986	Active	16	2	0	14.29%	14		2	Y		R	11/2025		
	Exc Award (06/30/2017)															
61363	FRANCA INOVACAO	12/21/1998	Active	10	0	0	0.00%	11		10	Y		IP	12/2025		
	Exc Award (06/30/2018, 06/30/2024)															
34101	FRANCA SOBRAL	06/17/1977	Active	45	7	3	9.76%	37	19	0	Y			12/2025		
	Exc Award (06/30/2017, 06/30/2022)															



## Club Health Assessment for District LC 6 through December 2025

			Status	Membership						Reports				Finance	LCIF	
Club Number	Club Name	Charter Date	Times in Status Quo in Past 2 Years	Current Member Count **	YTD Members Added	YTD Members Dropped	YTD Net Growth***	Member Count 1 Year Ago	Dropped Members Avg.Length of Service	Months Since Membership Update	Current Officers Reported ****	Current President Repeated Term	VP Reported *****	Last Date Reported Service (mm/yyyy)	Account Balance	YTD Donations
17261	GUAIRA	11/19/1973	Active	19	0	1	-5.00%	16	0	2	Y		N	03/2025	90+ Days	\$25.00
Exc Award (06/30/2017)																
104975	GUAIRA AGUAS CORRENTES	03/17/2009	Active(1)	11	0	1	-8.33%	15	8	4	Y			10/2025		
Exc Award (06/30/2017)																
17262	GUARA	01/25/1970	Active	15	0	0	0.00%	15		4	Y		N	04/2025		
Exc Award (06/30/2018)																
17263	GUARIBA	05/23/1965	Active	19	1	5	-17.39%	21	18	0	Y		R	12/2025		
Exc Award (06/30/2018, 06/30/2022)																
17265	ICEM	06/14/1969	Active	13	0	6	-31.58%	20	11	2	Y	2	N	10/2025		
Exc Award (06/30/2017, 06/30/2018)																
17266	IGARAPAVA	12/04/1973	Active(1)	4	0	0	0.00%	5		6	Y			04/2025		
Exc Award (06/30/2022)																
43364	INDIAPORA	01/03/1984	Active	19	9	2	58.33%	13	18	2	Y		R	12/2025		
Exc Award (06/30/2018, 06/30/2022)																
64754	IPUA	10/31/2001	Active	5	0	0	0.00%	5		3	N	None		04/2025		
17267	ITUVERAVA	04/22/1963	Active	37	6	0	19.35%	34		4	Y		N	11/2025		
17268	JABOTICABAL	09/29/1962	Active	55	1	1	0.00%	53	63	3	Y		N	12/2025	\$3,949.25	
Exc Award (06/30/2018, 06/30/2023)																
17269	JALES	06/19/1969	Active	26	2	3	-3.70%	31	18	0	Y	2	R	12/2025		
Exc Award (06/30/2018, 06/30/2022, 06/30/2023)																
17271	MATAO	01/14/1962	Active	49	0	2	-3.92%	51	28	1	Y			12/2025	\$50.00	
Exc Award (06/30/2017, 06/30/2018, 06/30/2019, 06/30/2023)																
42081	MIGUELOPOLIS	12/09/1982	Active	23	0	0	0.00%	27		2	Y	2		04/2025		
17272	MIRASSOL	09/19/1956	Active	52	1	3	-3.70%	52	21	0	Y	2	N	12/2025	\$4,398.82	
Exc Award (06/30/2017, 06/30/2022)																
17274	MONTE ALTO	04/20/1959	Active	17	1	1	0.00%	19	0	2	Y		N	12/2025	\$25.00	
Exc Award (06/30/2018, 06/30/2022, 06/30/2023, 06/30/2024)																
17273	MONTE AZUL PAULISTA	06/23/1964	Active	20	3	2	5.26%	23	2	0	Y	3	R	11/2025		
30727	NEVES PAULISTA	05/13/1975	Active	16	0	1	-5.88%	17	3	5	Y	2	N	12/2025	\$75.00	
Exc Award (06/30/2017, 06/30/2023)																



## Club Health Assessment for District LC 6 through December 2025

			Status	Membership						Reports				Finance	LCIF	
Club Number	Club Name	Charter Date	Times in Status Quo in Past 2 Years	Current Member Count **	YTD Members Added	YTD Members Dropped	YTD Net Growth% ***	Member Count 1 Year Ago	Dropped Members Avg.Length of Service	Months Since Membership Update	Current Officers Reported ****	Current President Repeated Term	VP Reported *****	Last Date Reported Service (mm/yyyy)	Account Balance	YTD Donations
35582	NHANDEARA	05/16/1978	Active	32	4	0	14.29%	31		2	Y		R	12/2025		
	Exc Award (06/30/2016, 06/30/2017, 06/30/2018)															
140207	Nhandeara Alianca	11/22/2019	Active	18	2	3	-5.26%	22	3	0	Y			12/2025		
	Exc Award (06/30/2022)															
17276	NOVO HORIZONTE	04/17/1967	Active(1)	15	0	0	0.00%	15		7	Y	5	N	11/2024		
	Exc Award (06/30/2018, 06/30/2022, 06/30/2024)															
17277	OLIMPIA	05/28/1964	Active(1)	20	0	0	0.00%	20		30	N	None		04/2025		
17278	ORLANDIA	04/04/1970	Active	28	1	3	-6.67%	32	10	0	Y	2	R	12/2025		\$1,099.86
	Exc Award (06/30/2017, 06/30/2018, 06/30/2023)															
75922	OUROESTE	06/30/2003	Active	36	0	1	-2.70%	32	4	2	Y		R	12/2025		
	Exc Award (06/30/2018, 06/30/2022)															
17279	PALMEIRA D'OESTE	03/17/1968	Active(1)	13	1	4	-18.75%	16	8	0	N	2	N	12/2025		
	Exc Award (06/30/2016, 06/30/2017, 06/30/2018, 06/30/2022)															
17444	PASSOS	06/01/1969	Active	41	10	3	20.59%	33	11	1	Y	2	R	12/2025		\$999.87
	Exc Award (06/30/2022)															
51593	PEDREGULHO USINA DE ESTREITO	04/29/1991	Active	4	0	0	0.00%	6		6	Y	2		12/2024		
119196	POLONI	04/16/2013	Active	15	0	0	0.00%	15		4	Y			12/2025		\$25.00
	Exc Award (06/30/2017, 06/30/2018, 06/30/2023)															
17283	POTIRENDABA	10/20/1961	Active	16	0	2	-11.11%	17	5	5	Y	4	N	12/2025	90+ Days	
	Exc Award (06/30/2017, 06/30/2021, 06/30/2024)															
17284	RIBEIRAO PRETO	03/09/1959	Active	20	0	0	0.00%	21		7	Y		N	12/2025		
	Exc Award (06/30/2024)															
17286	RIBEIRAO PRETO CAMPOS ELISEOS	05/13/1969	Active	13	0	1	-7.14%	17	20	1	Y			11/2025		\$25.00
	Exc Award (06/30/2017, 06/30/2022)															
33222	RIBEIRAO PRETO JARDIM PAULISTA	01/06/1977	Active	7	0	0	0.00%	7		8	Y	3	N	11/2025		
119758	Santa Fe do Sul Virtual	06/21/2013	Active	7	0	0	0.00%	7		18	Y		N	06/2025		\$50.00
	Exc Award (06/30/2019, 06/30/2021, 06/30/2022)															




## Club Health Assessment for District LC 6 through December 2025

			Status		Membership						Reports				Finance		LCIF		
Club Number	Club Name	Charter Date	Times in Status Quo in Past 2 Years	Current Member Count **	YTD Members Added	YTD Members Dropped	YTD Net Growth***	Member Count 1 Year Ago	Dropped Members Avg.Length of Service	Months Since Membership Update	Current Officers Reported ****	Current President Repeated Term	VP Reported *****	Last Date Reported Service (mm/yyyy)	Account Balance	YTD Donations			
17288	SAO JOAQUIM DA BARRA	08/24/1969	Active	35	1	0	2.94%	37		1	Y	2	N	11/2025		\$2,000.46			
	Exc Award (06/30/2018)																		
17289	SAO JOSE DO RIO PRETO	09/07/1953	Active	14	1	2	-6.67%	15	8	1	Y	2	N	10/2025		\$25.00			
	Exc Award (06/30/2023, 06/30/2024)																		
17291	SAO JOSE DO RIO PRETO SUL	11/12/1968	Active(1)	18	0	1	-5.26%	20	22	0	Y		N	07/2025					
	Exc Award (06/30/2018)																		
17452	SAO SEBASTIAO DO PARAISO	11/08/1969	Active	20	4	0	25.00%	19		0	Y		N	11/2024					
	Exc Award (06/30/2018)																		
17290	SAO SIMAO	09/17/1970	Active(1)	3	0	0	0.00%	3		30	N	None		04/2025					
17292	SERTAOZINHO	02/14/1967	Active	26	0	0	0.00%	27		8	Y	2	R	04/2025		\$50.00			
57040	SERTAOZINHO CENTENARIO	06/12/1995	Cancelled(8*)	0	0	17	-100.00%	17	17	24	N	None		04/2025	90+ Days				
	Exc Award (06/30/2017, 06/30/2018)																		
17295	TANABI	06/15/1964	Active	47	7	1	14.63%	54	2	0	Y		N	11/2025	90+ Days	\$25.00			
	Exc Award (06/30/2022, 06/30/2023, 06/30/2024)																		
17296	TAQUARITINGA	04/26/1965	Active	59	3	0	5.36%	60		1	Y		N	11/2025		\$4,125.01			
	Exc Award (06/30/2022, 06/30/2024)																		
17300	VOTUPORANGA	06/22/1965	Active	57	10	8	3.64%	57	3	0	Y		N	12/2025	90+ Days	\$2,050.46			
	Exc Award (06/30/2016, 06/30/2018, 06/30/2022, 06/30/2023)																		
115298	VOTUPORANGA ABILIO CALILLE	10/19/2011	Active	9	0	0	0.00%	10		5	Y		N	10/2024					
	Exc Award (06/30/2022)																		
51836	VOTUPORANGA BRISAS SUAVES	06/27/1991	Active	6	0	3	-33.33%	9	16	0	Y		N	12/2025					
	Exc Award (06/30/2018)																		
108624	VOTUPORANGA GRANDES LAGOS	06/17/2010	Active(1)	5	0	0	0.00%	5		3	Y		R	07/2025					
	Exc Award (06/30/2017, 06/30/2018)																		
Current Total Clubs Count	YTD New Clubs Count	YTD Cancelled Clubs Count	YTD Net Club Gain	Current Total Members Count	YTD Add	YTD Drop	YTD Net Growth %	Member Count 12 Months Ago	Average Member Count Per Club	% of Clubs with less than 20 members	% No Officer Report in 12 Months	% of Clubs with balance 90+ days	Number of Clubs in Status Quo	% Status Quo Clubs in Financial Suspension	Number of Cancelled Clubs	Average Cancelled Club Age	Members Lost Due to Cancellation	% of Clubs Cancelled for Non-Financial Reasons	
59	0	1	-1	1,324	82	86	-4	-0.30%	1,356	22	56%	7%	8%	0	0%	1	31	17	0%



# Club Health Assessment for District LC 6 through December 2025

																
Club Number	Club Name	Charter Date	Status	Membership					Reports				Finance	LCIF		
			Times in Status Quo in Past 2 Years	Current Member Count **	YTD Members Added	YTD Members Dropped	YTD Net Growth% ***	Member Count 1 Year Ago	Dropped Members Avg.Length of Service	Months Since Membership Update	Current Officers Reported ****	Current President Repeated Term	VP Reported *****	Last Date Reported Service (mm/yyyy)	Account Balance	YTD Donations

\* - P - Priority Club. Cancellation Reasons: 1-Objectives/conduct, 2-Non-active club, 5-Non-existing club, 6-Disbanding, 7-Merger, 8-Financial Suspension, 9-District/Multiple District Dues.

\*\* Red denotes below 15 active members.

\*\*\* Red denotes 20% + loss.

\*\*\*\* Y - all 3 (President, Secretary, Treasurer) club officers reported, N - not all 3 reported.

\*\*\*\*\* Abbreviation: N-New, IP-Immediate Past, R-Repeat.



## Club Health Assessment for District LC 8 through December 2025

			Status	Membership					Reports				Finance		LCIF	
Club Number	Club Name	Charter Date	Times in Status Quo in Past 2 Years	Current Member Count **	YTD Members Added	YTD Members Dropped	YTD Net Growth% ***	Member Count 1 Year Ago	Dropped Members Avg.Length of Service	Months Since Membership Update	Current Officers Reported ****	Current President Repeated Term	VP Reported *****	Last Date Reported Service (mm/yyyy)	Account Balance	YTD Donations
Clubs less than two years old																
171754	Adamantina Cidade Joia	06/17/2024	Active	18	4	0	28.57%	24		3	Y		N	12/2025	90+ Days	\$125.00
176691	Alcinopolis	08/12/2024	Active(1)	22	0	1	-4.35%	22	1	0	Y	2	N	12/2025		
180268	Bauru Causa Animal	01/09/2025	Active	19	2	13	-36.67%	0	1	0	N	2	N	12/2025		
182436	Costa Rica Sucuriú	05/28/2025	Active	17	1	4	-15.00%	0	0	2	Y	2	R	12/2025		\$1,000.00
179615	Ilha Solteira TEA	11/27/2024	Active	19	0	7	-26.92%	21	1	0	Y	2	N	12/2025		
181929	Macatuba TEA	04/18/2025	Active	22	1	2	-4.35%	0	0	5	N	None		12/2025		
178708	Marília Direitos Humanos, Diversidade e Inclusao.	09/27/2024	Active	14	1	8	-33.33%	22	1	0	Y	2		12/2025	90+ Days	
179791	Paraíso das Águas	11/27/2024	Active(1)	22	3	3	0.00%	20	1	4	Y	2	R	10/2025	90+ Days	
182918	Promissão I	06/23/2025	Active(1)	20	0	0	0.00%	0		6	N	None				
178016	Três Lagoas Autismo	09/16/2024	Cancelled(8*)	0	0	27	-100.00%	26	1	3	N	None		04/2025	90+ Days	
183074	Universitário UNIMAR	06/24/2025	Active	25	0	0	0.00%	0		2	Y		IP	11/2025		
Clubs more than two years old																
17358	AGUDOS	03/19/1964	Active	21	2	5	-12.50%	22	12	0	Y		R	12/2025		\$1,000.01
	Exc Award (06/30/2018, 06/30/2019, 06/30/2020, 06/30/2023, 06/30/2024)															
123484	Agudos Acucena da Serra	10/28/2014	Cancelled(8*)	0	1	17	-100.00%	31	5	0	N	None		12/2025	90+ Days	
	Exc Award (06/30/2016, 06/30/2017, 06/30/2018, 06/30/2019, 06/30/2023, 06/30/2024)															
57107	ANDRADINA SUL	06/22/1995	Active	25	0	2	-7.41%	25	7	0	Y			12/2025		\$1,025.00
	Exc Award (06/30/2017, 06/30/2023, 06/30/2024)															
17361	ARACATUBA	05/09/1959	Active	31	2	6	-11.43%	37	7	1	Y		N	11/2025		\$2,050.00
	Exc Award (06/30/2017, 06/30/2018, 06/30/2020, 06/30/2023, 06/30/2024)															
61364	BASTOS SOLIDARIEDADE	12/21/1998	Active	35	3	0	9.38%	32		1	Y	3	R	12/2025	90+ Days	\$274.99
	Exc Award (06/30/2016, 06/30/2017, 06/30/2018, 06/30/2024)															
143281	BAURU AUTISMO	10/21/2020	Active	41	3	2	2.50%	36	2	0	Y		N	12/2025	90+ Days	\$1,050.11
	Exc Award (06/30/2023)															
55808	BAURU BELA VISTA	06/08/1994	Active	68	8	4	6.25%	59	4	0	Y		N	12/2025		\$3,750.04





## Club Health Assessment for District LC 8 through December 2025

			Status	Membership					Reports				Finance	LCIF		
Club Number	Club Name	Charter Date	Times in Status Quo in Past 2 Years	Current Member Count **	YTD Members Added	YTD Members Dropped	YTD Net Growth% ***	Member Count 1 Year Ago	Dropped Members Avg.Length of Service	Months Since Membership Update	Current Officers Reported ****	Current President Repeated Term	VP Reported *****	Last Date Reported Service (mm/yyyy)	Account Balance	YTD Donations
17362	Exc Award (06/30/2016, 06/30/2017, 06/30/2020, 06/30/2023, 06/30/2024) BAURU CENTRO	04/29/1956	Active(2)	21	1	0	5.00%	26		5	Y		N	12/2025		
148519	Exc Award (06/30/2017, 06/30/2020, 06/30/2023, 06/30/2024) Bauru Diabetes	11/19/2021	Active	9	2	3	-10.00%	18	3	0	Y	2	N	11/2025		
51357	Exc Award (06/30/2023) BAURU ESTORIL	02/25/1991	Active	30	2	4	-6.25%	29	8	0	Y		N	11/2025		\$1,008.92
60136	Exc Award (06/30/2016, 06/30/2017, 06/30/2018, 06/30/2023) BAURU FALCAO	12/03/1997	Active(2)	12	0	0	0.00%	13		6	Y	2	N	12/2025		
17364	Exc Award (06/30/2016, 06/30/2017, 06/30/2019, 06/30/2020, 06/30/2023, 06/30/2024) BAURU NORTE	10/12/1966	Active	27	0	0	0.00%	23		1	Y		IP	11/2025		\$1,000.00
154658	Exc Award (06/30/2016, 06/30/2017, 06/30/2018, 06/30/2020, 06/30/2023, 06/30/2024) Bauru Qualidade de Vida	06/20/2023	Active	10	0	2	-16.67%	15	2	0	Y		R	09/2025		\$1,000.00
17363	BAURU SUL	04/16/1970	Active	32	0	2	-5.88%	33	1	0	Y		N	12/2025		\$986.48
17365	Exc Award (06/30/2016, 06/30/2017, 06/30/2018, 06/30/2019, 06/30/2020, 06/30/2022, 06/30/2024) BIRIGUI	09/14/1965	Active(1)	11	0	0	0.00%	11		13	Y	6	N	11/2025		\$1,050.00
135314	Exc Award (06/30/2016, 06/30/2017) Cafelândia Renascer	06/21/2018	Active	27	1	6	-15.63%	29	3	0	Y		N	12/2025		\$50.11
53362	Exc Award (06/30/2020) CASSILANDIA VALE DO APORE	06/18/1992	Active	25	1	0	4.17%	27		0	Y		N	11/2025		\$1,050.00
141877	Exc Award (06/30/2018, 06/30/2019, 06/30/2020, 06/30/2023, 06/30/2024) Chapadao Do Sul	06/22/2020	Active	58	3	2	1.75%	66	2	0	Y		N	11/2025	90+ Days	\$4,225.00
17372	Exc Award (06/30/2023, 06/30/2024) DRACENA	05/21/1961	Active	62	7	5	3.33%	54	1	1	Y		N	12/2025		\$2,900.29
60137	Exc Award (06/30/2017, 06/30/2018, 06/30/2020, 06/30/2022, 06/30/2023) DRACENA CINQUENTENARIO	12/08/1997	Active	55	6	4	3.77%	49	10	0	Y		N	12/2025		\$2,150.00



## Club Health Assessment for District LC 8 through December 2025

			Status	Membership					Reports				Finance	LCIF		
Club Number	Club Name	Charter Date	Times in Status Quo in Past 2 Years	Current Member Count **	YTD Members Added	YTD Members Dropped	YTD Net Growth% ***	Member Count 1 Year Ago	Dropped Members Avg.Length of Service	Months Since Membership Update	Current Officers Reported ****	Current President Repeated Term	VP Reported *****	Last Date Reported Service (mm/yyyy)	Account Balance	YTD Donations
63863	FLORIDA PAULISTA AMIZADE	12/18/2000	Active	55	0	0	0.00%	52		5	Y		N	12/2025		\$2,000.01
17373	GARÇA	12/18/1960	Active	68	9	9	0.00%	67	6	1	Y		N	12/2025		\$1,964.31
61176	GUARACAI	10/08/1998	Active	14	0	0	0.00%	14		17	Y		N	12/2025		
17374	GUARARAPES	03/08/1964	Active	32	3	1	6.67%	25	1	1	Y		N	12/2025		\$1,075.12
17375	HERCULANDIA	09/19/1964	Active	27	0	0	0.00%	27		13	Y		R	11/2025		\$1,000.00
47558	IACRI	06/26/1987	Cancelled(8*)	0	0	1	-100.00%	12	12	0	N	None		03/2025	90+ Days	
17376	ILHA SOLTEIRA	05/23/1973	Active	42	2	5	-6.67%	42	18	1	Y		N	12/2025		
105148	IRAPURU CACULA	01/04/2009	Active	32	0	3	-8.57%	30	3	0	Y	3		12/2025		\$1,050.29
58303	JUNQUEIROPOLIS CIDADE VERDE	05/21/1996	Active	69	5	0	7.81%	60		0	Y		N	12/2025		\$3,630.17
17379	LENCOIS PAULISTA	06/29/1973	Active	45	1	3	-4.26%	46	10	1	Y		N	12/2025	90+ Days	\$3,000.00
17380	LINS	05/10/1959	Active	14	0	0	0.00%	11		4	Y		N	04/2025	90+ Days	
17382	LUCELIA	05/08/1965	Active	48	0	4	-7.69%	46	12	0	Y			12/2025		\$1,000.00




## Club Health Assessment for District LC 8 through December 2025

			Status	Membership						Reports				Finance	LCIF	
Club Number	Club Name	Charter Date	Times in Status Quo in Past 2 Years	Current Member Count **	YTD Members Added	YTD Members Dropped	YTD Net Growth% ***	Member Count 1 Year Ago	Dropped Members Avg.Length of Service	Months Since Membership Update	Current Officers Reported ****	Current President Repeated Term	VP Reported *****	Last Date Reported Service (mm/yyyy)	Account Balance	YTD Donations
41513	MACATUBA	06/08/1982	Active	50	1	5	-7.41%	50	8	0	Y	2	N	12/2025	90+ Days	\$3,000.01
17383	MARILIA	06/15/1958	Active	16	2	0	14.29%	11		2	N	9	R	12/2025		
64294	MARILIA - TERCEIRO MILENIO	05/14/2001	Active	23	0	10	-30.30%	25	4	0	Y	2	N	11/2025		\$149.99
138689	Marilia Agroecológico	06/20/2019	Active	10	2	7	-33.33%	8	2	0	Y	5	R	11/2025		
100943	MARILIA AUGUSTIN SOLIVA	02/26/2008	Active	24	5	6	-4.00%	20	5	0	Y	5	R	11/2025		
146807	Marília Literário Osório Alves de Castro	06/21/2021	Active	6	0	11	-64.71%	5	1	0	Y		IP	12/2025		
117216	MARILIA NOVA GERACAO	06/18/2012	Active	21	4	1	16.67%	18	5	0	Y		IP	12/2025		
17384	MIRANDOPOLIS	06/26/1964	Active	31	9	2	29.17%	23	13	0	Y		R	12/2025		\$1,050.21
17385	MURUTINGA DO SUL	06/26/1964	Active	16	6	0	60.00%	7		0	Y	6	R	12/2025		
17386	OSVALDO CRUZ	09/18/1964	Active	55	4	3	1.85%	53	1	2	Y		N	11/2025	90+ Days	\$2,087.43
108604	OURO VERDE CIDADE OURO	06/16/2010	Active	32	3	2	3.23%	27	14	4	Y			12/2025	90+ Days	\$1,000.00
75908	PACAEMBU PARAISO	06/23/2003	Active	53	0	1	-1.85%	51	4	0	Y		N	12/2025		\$1,679.35



## Club Health Assessment for District LC 8 through December 2025


			Status	Membership						Reports				Finance		LCIF
Club Number	Club Name	Charter Date	Times in Status Quo in Past 2 Years	Current Member Count **	YTD Members Added	YTD Members Dropped	YTD Net Growth% ***	Member Count 1 Year Ago	Dropped Members Avg.Length of Service	Months Since Membership Update	Current Officers Reported ****	Current President Repeated Term	VP Reported *****	Last Date Reported Service (mm/yyyy)	Account Balance	YTD Donations
17389	PARANAIBA	09/17/1961	Active	34	4	3	3.03%	32	2	0	Y		N	12/2025		\$2,051.01
	Exc Award (06/30/2017, 06/30/2018, 06/30/2022, 06/30/2023, 06/30/2024)															
17390	PEDERNEIRAS	09/13/1967	Active	52	2	3	-1.89%	47	34	2	Y		R	12/2025		\$2,000.00
	Exc Award (06/30/2018, 06/30/2019, 06/30/2020, 06/30/2024)															
17391	PENAPOLIS	11/14/1965	Active	38	0	1	-2.56%	40	9	0	Y		N	12/2025	90+ Days	\$1,050.11
	Exc Award (06/30/2016, 06/30/2017, 06/30/2018, 06/30/2024)															
17393	PIRAJUI	05/05/1970	Active	10	0	0	0.00%	10		12	Y		R	12/2025		
	Exc Award (06/30/2016, 06/30/2017, 06/30/2018)															
17402	TRES LAGOAS	11/08/1955	Active	31	18	4	82.35%	16	3	0	Y		N	12/2025		\$304.81
	Exc Award (06/30/2017, 06/30/2018, 06/30/2024)															
17400	TUPA	06/02/1962	Active	82	5	5	0.00%	85	4	0	Y		N	12/2025		\$1,025.00
	Exc Award (06/30/2016, 06/30/2017, 06/30/2018, 06/30/2019, 06/30/2020, 06/30/2022, 06/30/2023, 06/30/2024)															
49106	TUPA CURUMIM DE	12/16/1988	Active	56	12	1	24.44%	47	4	0	Y		N	12/2025		\$2,994.56
	Exc Award (06/30/2017, 06/30/2018, 06/30/2019, 06/30/2023)															
17401	TUPI PAULISTA	10/16/1960	Active	86	6	6	0.00%	84	10	2	Y		N	12/2025		\$1,050.00
	Exc Award (06/30/2016, 06/30/2017, 06/30/2018, 06/30/2019, 06/30/2023, 06/30/2024)															
50285	VALPARAISO	03/16/1990	Active	49	0	8	-14.04%	57	3	1	Y		N	12/2025	90+ Days	\$1,050.00
	Exc Award (06/30/2017, 06/30/2018, 06/30/2019, 06/30/2022, 06/30/2023, 06/30/2024)															
17403	VERA CRUZ PAULISTA	10/25/1968	Active	19	1	0	5.56%	18		4	Y		N	12/2025		\$50.01
	Exc Award (06/30/2017)															

Clubs Cancelled Previous Fiscal Year – Clubs Cancelled within last 12 months may be reinstated

Club Number	Club Name	Charter Date	Current Status*	Cancellation Date
41028	DUARTINA	03/24/1982	Cancelled(6*)	06/29/2025



## Club Health Assessment for District LC 8 through December 2025

<div>International Club of Presidents</div>						Status		Membership					Reports				Finance		LCIF
						Times in Status Quo in Past 2 Years	Current Member Count **	YTD Members Added	YTD Members Dropped	YTD Net Growth***	Member Count 1 Year Ago	Dropped Members Avg.Length of Service	Months Since Membership Update	Current Officers Reported ****	Current President Repeated Term	VP Reported *****	Last Date Reported Service (mm/yyyy)	Account Balance	YTD Donations
Club Number	Club Name		Charter Date																
Current Total Clubs Count	YTD New Clubs Count	YTD Cancelled Clubs Count	YTD Net Club Gain	Current Total Members Count	YTD Add	YTD Drop	YTD Net Growth	Member Count 12 Months Ago	Average Member Count Per Club	% of Clubs with less than 20 members	% No Officer Report in 12 Months	% of Clubs with balance 90+ days	Number of Clubs in Status Quo	% Status Quo Clubs in Financial Suspension	Number of Cancelled Clubs	Average Cancelled Club Age	Members Lost Due to Cancellation	% of Clubs Cancelled for Non-Financial Reasons	
62	0	3	-3	2,038	158	234	-76	-3.60%	1,936	33	27%	0%	21%	0	0%	3	31	45	0%

\* - P - Priority Club. Cancellation Reasons: 1-Objectives/conduct, 2-Non-active club, 5-Non-existing club, 6-Disbanding, 7-Merger, 8-Financial Suspension, 9-District/Multiple District Dues.

\*\* Red denotes below 15 active members.

\*\*\* Red denotes 20% + loss.

\*\*\*\* Y - all 3 (President, Secretary, Treasurer) club officers reported, N - not all 3 reported.

\*\*\*\*\* Abbreviation: N-New, IP-Immediate Past, R-Repeat.



## Club Health Assessment for District LC 11 through December 2025

			Status	Membership						Reports				Finance	LCIF	
Club Number	Club Name	Charter Date	Times in Status Quo in Past 2 Years	Current Member Count **	YTD Members Added	YTD Members Dropped	YTD Net Growth% ***	Member Count 1 Year Ago	Dropped Members Avg.Length of Service	Months Since Membership Update	Current Officers Reported ****	Current President Repeated Term	VP Reported *****	Last Date Reported Service (mm/yyyy)	Account Balance	YTD Donations
Clubs less than two years old																
190960	Araras Grandes Cibernético	12/04/2025	Newly Chartered	18	20	2	100.00%	0	1	0	Y					
179728	Campos-Guarus/RJ	11/22/2024	Active(1)	23	1	3	-8.00%	20	1	0	Y	2	N	10/2025	90+ Days	
190454	São Mateus Ilha de Guriri	09/29/2025	Active	28	28	0	100.00%	0		0	Y					
Clubs more than two years old																
36324	ARACRUZ	12/13/1978	Active	77	0	0	0.00%	81		6	Y		N	10/2025		\$154.00
	Exc Award (06/30/2016, 06/30/2018, 06/30/2019, 06/30/2020, 06/30/2021, 06/30/2023, 06/30/2024)															
16496	ARARUAMA	12/09/1966	Active	16	0	0	0.00%	16		6	Y		N	12/2025		\$25.00
	Exc Award (06/30/2021)															
34847	BARRA DE SAO FRANCISCO	12/19/1977	Active(2)	13	0	0	0.00%	13		12	Y	6	N	03/2023		
47353	BOM JARDIM	05/22/1987	Status Quo(1)	3	6	9	-50.00%	12	14	3	Y	3		04/2025	90+ Days	
	Exc Award (06/30/2019)															
16501	CABO FRIO	04/20/1967	Active	21	1	1	0.00%	21	8	0	Y		N	12/2025		
137351	Cachoeiro de Itapemirim Águas de Março	02/01/2019	Cancelled(8*)	0	0	4	-100.00%	1	5	0	N	None		03/2024	90+ Days	
99767	CACHOEIRO DE ITAPEMIRIM R BRAGA	06/28/2007	Active	36	5	1	12.50%	28	0	2	Y			12/2025		
	Exc Award (06/30/2023)															
16502	CACHOEIRO ITAPEMIRIM	04/24/1965	Active	27	3	2	3.85%	27	40	1	Y		N	12/2025		\$50.00
	Exc Award (06/30/2018)															
36133	CACHOEIRO ITAPEMIRIM FRADE FRE	10/18/1978	Active	39	0	0	0.00%	36		1	Y		N	12/2025		
	Exc Award (06/30/2018)															
16504	CAMPOS	08/06/1957	Active	20	1	2	-4.76%	21	7	5	Y		N	11/2025	90+ Days	
16503	CAMPOS PLANICIE	12/27/1971	Active	19	0	0	0.00%	18		0	Y			12/2025		
	Exc Award (06/30/2023)															
40432	CAMPOS TAMANDARE	10/23/1981	Active	30	0	27	-47.37%	39	2	0	Y	2	N	10/2025	90+ Days	\$53.00
	Exc Award (06/30/2021, 06/30/2023)															
50925	CARDOSO MOREIRA	09/05/1990	Active	15	0	0	0.00%	16		8	N			10/2025		\$26.00
36383	CASIMIRO DE ABREU	12/26/1978	Active	27	1	1	0.00%	27	14	1	Y		N	12/2025	90+ Days	\$65.00



## Club Health Assessment for District LC 11 through December 2025

			Status	Membership						Reports				Finance	LCIF		
Club Number	Club Name	Charter Date	Times in Status Quo in Past 2 Years	Current Member Count **	YTD Members Added	YTD Members Dropped	YTD Net Growth% ***	Member Count 1 Year Ago	Dropped Members Avg.Length of Service	Months Since Membership Update	Current Officers Reported ****	Current President Repeated Term	VP Reported *****	Last Date Reported Service (mm/yyyy)	Account Balance	YTD Donations	
Exc Award (06/30/2023)			Active	67	0	0	0.00%	60		6	Y		N	12/2025		\$4,498.04	
16505	COLATINA CENTRO	06/26/1965															
Exc Award (06/30/2018, 06/30/2019, 06/30/2020, 06/30/2021, 06/30/2022, 06/30/2023, 06/30/2024)																	
107943	COLATINA RIO DOCE	03/29/2010		Active(1)	27	3	6	-10.00%	29	6	1	Y		N		10/2025	\$1,022.00
16510	GUACUI	09/10/1966	Active	62	0	0	0.00%	64		2	Y		N	10/2025		\$25.00	
Exc Award (06/30/2016, 06/30/2022, 06/30/2023)			Active	19	0	3	-13.64%	23	18	0	Y		N	12/2025			
16511	GUARAPARI	08/08/1964															
Exc Award (06/30/2017, 06/30/2021)																	
16512	ITAPERUNA	06/18/1960			61	0	1	-1.61%	63	2	0	Y		N		12/2025	\$478.23
Exc Award (06/30/2020, 06/30/2023)			Active	23	1	0	4.55%	24		3	Y	2	R	07/2025	90+ Days	\$1,087.01	
16515	LINHARES	03/24/1965															
Exc Award (06/30/2023)																	
16516	MACAE	04/21/1961			14	0	0	0.00%	17		9	Y				12/2025	
34186	MACAE IMBETIBA	06/17/1977	Active	13	0	1	-7.14%	20	12	5	Y	5	N	08/2025		\$29.00	
58072	MANTENOPOLIS	04/02/1996	Active(3)	35	0	0	0.00%	26		6	Y			12/2025		\$25.00	
32491	MIRACEMA	06/28/1976	Active(1)	22	10	4	37.50%	16	2	0	Y	2	R	10/2025		\$25.00	
16523	NITEROI FONSECA	08/30/1968	Active	16	1	1	0.00%	16	0	0	Y		N	12/2025		\$1,985.25	
Exc Award (06/30/2018, 06/30/2019, 06/30/2020, 06/30/2021, 06/30/2023)			Active	17	3	0	21.43%	14		3	Y	2	R	11/2025		\$301.00	
16521	NOVA FRIBURGO	08/23/1956															
47619	NOVA FRIBURGO CONS PAULINO	06/27/1987			5	1	0	25.00%	6		2	N	2			10/2023	
Exc Award (06/30/2023)																	
32417	NOVA VENECIA	06/16/1976	Active	53	0	1	-1.85%	57	1	2	Y		N	12/2025		\$1,040.00	
45507	PINHEIROS	11/12/1985	Active	51	6	6	0.00%	54	10	0	Y		N	12/2025		\$1,173.00	
Exc Award (06/30/2016, 06/30/2018, 06/30/2019, 06/30/2021, 06/30/2023, 06/30/2024)			Active	78	8	1	9.86%	68	1	1	Y		N	12/2025	90+ Days	\$101.00	
31035	PORCIUNCULA	06/30/1975															
Exc Award (06/30/2019, 06/30/2022, 06/30/2023, 06/30/2024)																	
135007	Rio Bananal Centenário	05/31/2018		Active(2)	3	0	0	0.00%	3		41	N	None			03/2023	



## Club Health Assessment for District LC 11 through December 2025

			Status	Membership						Reports				Finance	LCIF	
Club Number	Club Name	Charter Date	Times in Status Quo in Past 2 Years	Current Member Count **	YTD Members Added	YTD Members Dropped	YTD Net Growth% ***	Member Count 1 Year Ago	Dropped Members Avg.Length of Service	Months Since Membership Update	Current Officers Reported ****	Current President Repeated Term	VP Reported *****	Last Date Reported Service (mm/yyyy)	Account Balance	YTD Donations
99493	RIO DAS OSTRAS COSTA AZUL	06/29/2007	Active(1)	10	0	2	-16.67%	4	0	0	Y	2	N	12/2025		\$9.00
34848	SANTA TERESA COLIBRI	12/15/1977	Active	41	9	1	24.24%	30	0	0	Y		R	12/2025		\$356.97
	Exc Award (06/30/2022, 06/30/2023)															
30514	SANTO ANTONIO DE PADUA	04/08/1975	Active	13	4	1	30.00%	10	19	0	Y		N	11/2025		\$3.00
30728	SAO GABRIEL DA PALHA	05/13/1975	Active	50	2	2	0.00%	48	2	1	Y			10/2025		\$1,075.02
	Exc Award (06/30/2022, 06/30/2023)															
127888	São Mateus Centro	06/14/2016	Active	16	0	4	-20.00%	26	24	3	Y	3		06/2025	90+ Days	
	Exc Award (06/30/2018, 06/30/2023)															
39170	SAO PEDRO DA ALDEIA	12/02/1980	Active	9	0	0	0.00%	9		19	Y	2		03/2024		\$25.00
	Exc Award (06/30/2023)															
32942	SAQUAREMA	11/11/1976	Active	15	0	3	-16.67%	18	6	0	Y		N	09/2025		\$100.00
	Exc Award (06/30/2023)															
34018	SERRA	06/07/1977	Cancelled(8*)	0	0	5	-100.00%	7	20	10	N	None		11/2023	90+ Days	\$25.00
35367	VILA VELHA GLORIA	04/21/1978	Active	45	3	1	4.65%	41	7	0	Y		N	12/2025		\$3,058.01
	Exc Award (06/30/2017, 06/30/2018, 06/30/2023, 06/30/2024)															

Clubs Cancelled Previous Fiscal Year – Clubs Cancelled within last 12 months may be reinstated

Club Number	Club Name	Charter Date	Current Status*	Cancellation Date
105999	CORDEIRO	06/25/2009	Cancelled(6*)	07/29/2024
57915	Leste Fluminense Cibernético PDG Roberto Bussinger	02/27/1996	Cancelled(6*)	07/29/2024

Current Total Clubs Count	YTD New Clubs Count	YTD Cancelled Clubs Count	YTD Net Club Gain	Current Total Members Count	YTD Add	YTD Drop	YTD Net Growth	YTD Net Growth %	Member Count 12 Months Ago	Average Member Count Per Club	% of Clubs with less than 20 members	% No Officer Report in 12 Months	% of Clubs with balance 90+ days	Number of Clubs in Status Quo	% Status Quo Clubs in Financial Suspension	Number of Cancelled Clubs	Average Cancelled Club Age	Members Lost Due to Cancellation	% of Clubs Cancelled for Non-Financial Reasons
41	2	2	0	1,177	117	95	22	1.90%	1,129	29	44%	2%	20%	1	100%	2	49	9	0%

\* - P - Priority Club. Cancellation Reasons: 1-Objectives/conduct, 2-Non-active club, 5-Non-existing club, 6-Disbanding, 7-Merger, 8-Financial Suspension, 9-District/Multiple District Dues.

\*\* Red denotes below 15 active members.

\*\*\* Red denotes 20% + loss.

\*\*\*\* Y - all 3 (President, Secretary, Treasurer) club officers reported, N - not all 3 reported.

\*\*\*\*\* Abbreviation: N-New, IP-Immediate Past, R-Repeat.





## Club Health Assessment for District LC 12 through December 2025

			Status	Membership					Reports				Finance		LCIF	
Club Number	Club Name	Charter Date	Times in Status Quo in Past 2 Years	Current Member Count **	YTD Members Added	YTD Members Dropped	YTD Net Growth% ***	Member Count 1 Year Ago	Dropped Members Avg.Length of Service	Months Since Membership Update	Current Officers Reported ****	Current President Repeated Term	VP Reported *****	Last Date Reported Service (mm/yyyy)	Account Balance	YTD Donations
Clubs less than two years old																
156069	Itapecerica - Sementes do Amanhã	01/19/2024	Cancelled(8*)	0	0	0	0.00%	0		17	N	None		06/2024	90+ Days	
Clubs more than two years old																
17309	ACESITA Exc Award (06/30/2018)	05/01/1963	Active	36	0	0	0.00%	30		1	Y		N	04/2025		
17301	AIMORES Exc Award (06/30/2017, 06/30/2019, 06/30/2021, 06/30/2023, 06/30/2024)	09/05/1965	Active	47	6	0	14.63%	43		0	Y		N	12/2025		
17302	ALEM PARAIBA Exc Award (06/30/2023)	09/25/1966	Active	37	1	1	0.00%	30	0	0	Y	2	R	11/2025		\$999.97
37125	BAMBUI	05/21/1979	Active	33	5	1	13.79%	29	2	2	Y		N	10/2025		
17409	BOA ESPERANCA	09/29/1968	Active	19	0	0	0.00%	21		3	Y		N	10/2025	90+ Days	
56143	BOM SUCESSO	10/11/1994	Active	6	0	0	0.00%	6		13	Y		N	10/2025		
17421	CARANDAI	10/23/1966	Active	12	0	0	0.00%	13		5	Y	3	N	10/2025		
17307	CARATINGA	09/03/1960	Active	48	10	0	26.32%	35		0	Y			12/2025		
30778	CARATINGA ITAUNA Exc Award (06/30/2018)	05/12/1975	Active	42	0	1	-2.33%	43	2	5	Y		N	11/2025		
17306	CATAGUASES	08/07/1966	Active	28	0	1	-3.45%	28	10	2	Y		N	11/2025		
17422	CAXAMBU	04/27/1968	Active	10	0	0	0.00%	10		15	Y	2		11/2025		
150407	Cláudio - CL Omar Camargo Bessa	04/20/2022	Active	9	0	0	0.00%	9		19	Y		IP	10/2025		
41030	CONSELHEIRO PENA	03/11/1982	Active	30	1	7	-16.67%	36	6	3	Y	4	R	10/2025		
17310	CORONEL FABRICIANO	05/08/1966	Active	14	0	0	0.00%	16		10	Y	4	N	11/2025		
17312	ESPERA FELIZ	04/07/1968	Active	30	2	0	7.14%	29		4	Y		N	11/2025		
17427	FORMIGA	09/26/1965	Active(1)	4	0	0	0.00%	4		6	Y	6	R	07/2025		
59573	GOV VALADARES FIGUEIRA D R DOC Exc Award (06/30/2022)	05/20/1997	Active	13	0	0	0.00%	15		8	Y	2	R	11/2025		
38643	GOVERNADOR VALADARES ILHA	06/29/1980	Active	16	0	0	0.00%	16		3	Y	2	R	12/2025		
17316	GUANHAES	06/15/1965	Active	10	0	0	0.00%	10		5	Y			06/2025		



## Club Health Assessment for District LC 12 through December 2025

			Status	Membership						Reports				Finance	LCIF	
Club Number	Club Name	Charter Date	Times in Status Quo in Past 2 Years	Current Member Count **	YTD Members Added	YTD Members Dropped	YTD Net Growth% ***	Member Count 1 Year Ago	Dropped Members Avg.Length of Service	Months Since Membership Update	Current Officers Reported ****	Current President Repeated Term	VP Reported *****	Last Date Reported Service (mm/yyyy)	Account Balance	YTD Donations
34287	IPATINGA ARMANDO FAJARDO	06/29/1977	Active(1)	32	6	5	3.23%	29	6	0	Y	3	R	12/2025		
58044	IPATINGA BRANCA FAJARDO	03/29/1996	Active	14	0	1	-6.67%	17	15	3	Y		R	12/2025		
	Exc Award (06/30/2018)															
135103	Ipatinga Ita Drumond	06/13/2018	Active(1)	5	0	1	-16.67%	11	8	5	Y		R	11/2025		
46425	IPATINGA LIBERDADE	06/27/1986	Active	19	13	3	111.11%	9	0	0	Y		R	12/2025		
	Exc Award (06/30/2018)															
17320	ITABIRA	06/22/1965	Active	18	0	0	0.00%	20		7	Y	3	R	12/2025		
17431	ITAJUBA	04/21/1963	Active(1)	8	3	2	14.29%	8	1	1	Y		N	12/2025		
123631	Itapecerica Cidade das Rosas	12/10/2014	Active	29	13	0	81.25%	15		0	Y	2	N	12/2025		
17321	JOAO MONLEVADE	05/19/1962	Active	26	0	2	-7.14%	29	13	0	Y	2		12/2025		
	Exc Award (06/30/2016, 06/30/2018)															
32949	JOAO MONLEVADE SOBRAL	11/04/1976	Active	28	3	0	12.00%	30		4	Y	2	N	09/2025	90+ Days	\$300.00
	Exc Award (06/30/2020, 06/30/2022, 06/30/2023)															
17323	JUIZ DE FORA CENTRO	04/10/1959	Active	13	0	1	-7.14%	13	2	5	Y	2		12/2025		\$1,000.05
	Exc Award (06/30/2024)															
17324	JUIZ DE FORA MANCHEST	12/02/1970	Active	20	2	4	-9.09%	26	3	0	Y			12/2025	90+ Days	\$72.76
	Exc Award (06/30/2023)															
49872	JUIZ DE FORA NOVO HORIZONTE	09/29/1989	Active	29	2	1	3.57%	31	0	0	Y	2	R	12/2025		
17325	JUIZ DE FORA REDENTOR	05/29/1962	Active	15	0	1	-6.25%	18	55	3	Y	3	R	12/2025		
	Exc Award (06/30/2017, 06/30/2018)															
17326	LEOPOLDINA	04/10/1960	Cancelled(6*)	0	0	0	0.00%	3		0	N	None		10/2024		
60075	MANHUACU FLOR DE MANACA	11/04/1997	Active	18	1	1	0.00%	17	0	5	Y		N	12/2025		\$311.56
29852	MANHUMIRIM	10/08/1974	Active	18	5	2	20.00%	15	2	0	Y			11/2025		
	Exc Award (06/30/2023)															
29495	MIRAI	06/20/1974	Active	28	7	2	21.74%	21	2	0	Y		N	12/2025		\$500.00
17331	MURIAE	07/19/1964	Active	20	0	0	0.00%	22		4	Y		N	08/2025		
17332	MURIAE BARRA	12/21/1968	Active	18	0	0	0.00%	16		4	Y	4	R	11/2025		
102031	MURIAE HELEN KELLER	10/09/2008	Active	42	0	2	-4.55%	43	4	0	Y	2	N	12/2025		\$740.44
	Exc Award (06/30/2022)															



## Club Health Assessment for District LC 12 through December 2025

			Status	Membership						Reports				Finance	LCIF	
Club Number	Club Name	Charter Date	Times in Status Quo in Past 2 Years	Current Member Count **	YTD Members Added	YTD Members Dropped	YTD Net Growth% ***	Member Count 1 Year Ago	Dropped Members Avg.Length of Service	Months Since Membership Update	Current Officers Reported ****	Current President Repeated Term	VP Reported *****	Last Date Reported Service (mm/yyyy)	Account Balance	YTD Donations
17334	NANUQUE	06/15/1969	Active	20	0	6	-23.08%	27	7	1	Y		N	08/2025		
33037	NANUQUE SOBRAL	11/30/1976	Active(1)	20	0	7	-25.93%	26	10	0	Y		N	12/2025		
Exc Award (06/30/2022)																
17440	OLIVEIRA	05/22/1966	Active	5	0	0	0.00%	5		20	Y	7		11/2025		
17442	PARAISOPOLIS	12/02/1961	Active(1)	9	0	2	-18.18%	11	29	1	Y	2	N	11/2025		
Exc Award (06/30/2022, 06/30/2023)																
17446	POUSO ALEGRE	06/11/1961	Active(1)	10	2	5	-23.08%	15	5	0	Y		N	12/2025		
146737	Recreio	06/16/2021	Active(1)	6	0	1	-14.29%	7	5	0	Y		IP	11/2025		
143439	Reduto Cibernético Ecológico PDG Thibau	10/29/2020	Active	5	0	0	0.00%	8		11	Y		N	12/2025		
17341	RIO NOVO	03/17/1972	Active	11	0	0	0.00%	11		15	Y	2	R	12/2025		
54815	RIO VERMELHO	08/06/1993	Active(2)	12	0	0	0.00%	0		6	Y	17	R	12/2025		
17348	SANTOS DUMONT	08/06/1966	Active	31	1	1	0.00%	29	19	0	Y		N	12/2025		
Exc Award (06/30/2018, 06/30/2020, 06/30/2021)																
17451	SAO JOAO DEL REI	09/27/1964	Active	26	4	1	13.04%	22	29	2	Y	4		10/2025		
17455	TRES PONTAS	11/26/1966	Active	11	0	0	0.00%	11		3	Y	3		12/2025		
Exc Award (06/30/2022)																
17456	VARGINHA	02/03/1958	Active(2)	11	0	2	-15.38%	13	18	0	Y	2		10/2025		
47423	VARGINHA PRINCESA SUL	06/09/1987	Active	9	2	2	0.00%	9	4	0	Y	2		10/2025		
17354	VICOSA	10/29/1967	Active	21	4	5	-4.55%	20	3	0	Y		R	12/2025	90+ Days	
Exc Award (06/30/2020, 06/30/2022)																

Clubs Cancelled Previous Fiscal Year – Clubs Cancelled within last 12 months may be reinstated

Club Number	Club Name	Charter Date	Current Status*	Cancellation Date
107084	JUIZ DE FORA LIBERDADE E SERVICO	01/22/2010	Cancelled(6*)	10/29/2024
133370	Santo Antônio do Monte Cibernético C Leo Erceu	12/27/2017	Cancelled(8*)	07/29/2024



## Club Health Assessment for District LC 12 through December 2025

						Status		Membership					Reports				Finance		LCIF
						Times in Status Quo in Past 2 Years		Current Member Count **	YTD Members Added	YTD Members Dropped	YTD Net Growth***	Member Count 1 Year Ago	Dropped Members Avg.Length of Service	Months Since Membership Update	Current Officers Reported ****	Current President Repeated Term	VP Reported *****	Last Date Reported Service (mm/yyyy)	Account Balance
Club Number	Club Name		Charter Date																
Current Total Clubs Count	YTD New Clubs Count	YTD Cancelled Clubs Count	YTD Net Club Gain	Current Total Members Count	YTD Add	YTD Drop	YTD Net Growth	Member Count 12 Months Ago	Average Member Count Per Club	% of Clubs with less than 20 members	% No Officer Report in 12 Months	% of Clubs with balance 90+ days	Number of Clubs in Status Quo	% Status Quo Clubs in Financial Suspension	Number of Cancelled Clubs	Average Cancelled Club Age	Members Lost Due to Cancellation	% of Clubs Cancelled for Non-Financial Reasons	
53	0	2	-2	1,051	93	71	22	2.14%	1,030	20	57%	0%	8%	0	0%	2	44	0	0%

\* - P - Priority Club. Cancellation Reasons: 1-Objectives/conduct, 2-Non-active club, 5-Non-existing club, 6-Disbanding, 7-Merger, 8-Financial Suspension, 9-District/Multiple District Dues.

\*\* Red denotes below 15 active members.

\*\*\* Red denotes 20% + loss.

\*\*\*\* Y - all 3 (President, Secretary, Treasurer) club officers reported, N - not all 3 reported.

\*\*\*\*\* Abbreviation: N-New, IP-Immediate Past, R-Repeat.



# Club Health Assessment for District LD 1 through December 2025

			Status	Membership						Reports				Finance	LCIF	
Club Number	Club Name	Charter Date	Times in Status Quo in Past 2 Years	Current Member Count **	YTD Members Added	YTD Members Dropped	YTD Net Growth% ***	Member Count 1 Year Ago	Dropped Members Avg.Length of Service	Months Since Membership Update	Current Officers Reported ****	Current President Repeated Term	VP Reported *****	Last Date Reported Service (mm/yyyy)	Account Balance	YTD Donations
Clubs less than two years old																
182419	Ampère	05/28/2025	Active	18	0	11	-37.93%	0	0	0	Y	2	N			
171598	Francisco Beltrao Especial-Autista	06/06/2024	Active(3)	16	1	10	-36.00%	25	1	2	Y		IP	11/2025		
Clubs more than two years old																
16702	ASSIS CHATEAUBRIAND Exc Award (06/30/2017, 06/30/2020, 06/30/2023)	04/12/1970	Active	59	1	1	0.00%	59	34	1	Y		N	12/2025		\$175.05
139773	Barracão Mulher Exc Award (06/30/2020, 06/30/2021, 06/30/2023)	09/25/2019	Active	39	0	0	0.00%	36		4	Y		N	10/2025		
127838	Capitao Leonidas Marques Exc Award (06/30/2023)	06/09/2016	Active	23	0	1	-4.17%	27	1	2	Y		R	06/2025		
36326	CASCAVEL Exc Award (06/30/2017, 06/30/2022)	12/07/1978	Active	19	3	4	-5.00%	19	8	0	Y	2		12/2025		\$999.90
115471	CASCAVEL SERVIÇOS Exc Award (06/30/2016, 06/30/2017, 06/30/2023)	11/01/2011	Active	32	10	0	45.45%	21		0	Y			05/2025		
16706	CASTRO Exc Award (06/30/2023)	06/17/1956	Active	14	0	0	0.00%	14		18	Y		N	02/2025		\$25.00
16707	CLEVELANDIA Exc Award (06/30/2020, 06/30/2021, 06/30/2023)	06/15/1964	Active	28	0	4	-12.50%	27	5	0	Y		N	12/2025		
43888	CORONEL VIVIDA Exc Award (06/30/2017, 06/30/2023)	05/24/1984	Active	40	2	1	2.56%	41	8	1	Y			12/2025		
145907	Coronel Vivida Primavera	04/20/2021	Active(2)	15	0	3	-16.67%	20	3	0	Y		N	11/2023		
16712	CURITIBA BATEL Exc Award (06/30/2017, 06/30/2021, 06/30/2022, 06/30/2023)	10/15/1959	Active	105	9	5	3.96%	97	5	0	Y	3	R	11/2025		\$4,153.30
16708	CURITIBA BOM RETIRO Exc Award (06/30/2021)	11/18/1969	Active	16	0	0	0.00%	16		12	N			04/2024		
39966	CURITIBA C POLITECNICO Exc Award (06/30/2023)	05/29/1981	Active	20	4	4	0.00%	20	13	2	Y		N	09/2025		
16710	CURITIBA CENTRO	04/23/1953	Active(2)	19	0	0	0.00%	17		6	N	None		06/2024		



## Club Health Assessment for District LD 1 through December 2025

			Status	Membership						Reports				Finance	LCIF	
Club Number	Club Name	Charter Date	Times in Status Quo in Past 2 Years	Current Member Count **	YTD Members Added	YTD Members Dropped	YTD Net Growth% ***	Member Count 1 Year Ago	Dropped Members Avg.Length of Service	Months Since Membership Update	Current Officers Reported ****	Current President Repeated Term	VP Reported *****	Last Date Reported Service (mm/yyyy)	Account Balance	YTD Donations
Exc Award (06/30/2016, 06/30/2017)			Active	26	0	2	-7.14%	29	7	5	Y			12/2025		\$1,052.93
59643	CURITIBA JARDIM SOCIAL	06/12/1997														
Exc Award (06/30/2017, 06/30/2018, 06/30/2023)			Active(2)	18	0	0	0.00%	16		6	Y	2	R	11/2025		
16715	CURITIBA PORTAO	08/05/1966														
Exc Award (06/30/2018, 06/30/2021)			Active	68	0	2	-2.86%	70	5	2	Y		N	06/2025		\$1,000.00
16716	DOIS VIZINHOS	06/01/1969														
Exc Award (06/30/2016, 06/30/2020, 06/30/2021, 06/30/2022)			Active	33	0	2	-5.71%	31	1	4	Y		N	09/2025		
66779	ENTRE RIOS DO OESTE	10/31/2002														
Exc Award (06/30/2016, 06/30/2023)			Active	38	0	5	-11.63%	40	2	1	Y		N	10/2025		\$2,015.85
16718	FOZ DO IGUACU CATARATAS	06/11/1956														
Exc Award (06/30/2017, 06/30/2019, 06/30/2021, 06/30/2023)			Active	25	0	1	-3.85%	25	48	3	Y		N	09/2024		
30364	FOZ DO IGUACU ITAIPU	03/14/1975														
16719	FRANCISCO BELTRAO	09/15/1963	Active(1)	15	0	2	-11.76%	17	1	4	Y		N	10/2025		
127877	Guarapuava Lobo Guara	06/13/2016	Active	31	3	1	6.90%	28	0	0	Y	2	R	12/2025		
Exc Award (06/30/2022)			Active(2)	16	0	1	-5.88%	18	1	5	N		N	06/2025		
148601	Irati	10/29/2021														
34765	LARANJEIRAS DO SUL	12/02/1977	Active	26	2	6	-13.33%	27	8	0	Y		N	05/2024	90+ Days	
Exc Award (06/30/2016, 06/30/2017, 06/30/2021)			Active	51	1	0	2.00%	42		4	Y		N	12/2025	90+ Days	
16723	MARECHAL CANDIDO RONDON	03/29/1964														
Exc Award (06/30/2021, 06/30/2023)			Active(1)	31	0	3	-8.82%	39	4	0	Y		N	06/2024		\$25.00
139294	Marechal Cândido Rondon Aliança	07/18/2019														
Exc Award (06/30/2021, 06/30/2023)			Active	13	0	0	0.00%	13		14	Y	2		09/2021		
31942	MATELANDIA	03/30/1976														
154084	Matinhos	04/11/2023	Active(2)	14	0	0	0.00%	14		12	Y	2	R	05/2025		
16725	MEDIANEIRA	03/28/1970	Active	52	4	0	8.33%	48		1	Y		N	12/2025		\$498.09
Exc Award (06/30/2016)			Active	38	2	0	5.56%	40		0	Y		N	11/2025		\$999.95
56877	MEDIANEIRA PARQUE IGUACU	04/28/1995														
Exc Award (06/30/2017, 06/30/2019)			Active	29	2	2	0.00%	30	2	2	Y		N	10/2025		
39701	MISSAL	04/01/1981														



# Club Health Assessment for District LD 1 through December 2025

			Status	Membership						Reports				Finance	LCIF		
Club Number	Club Name	Charter Date	Times in Status Quo in Past 2 Years	Current Member Count **	YTD Members Added	YTD Members Dropped	YTD Net Growth% ***	Member Count 1 Year Ago	Dropped Members Avg.Length of Service	Months Since Membership Update	Current Officers Reported ****	Current President Repeated Term	VP Reported *****	Last Date Reported Service (mm/yyyy)	Account Balance	YTD Donations	
Exc Award (06/30/2022, 06/30/2023)			Active(1)	14	0	0	0.00%	14		17	Y	4	R	04/2023	90+ Days		
16726	MONTE ALEGRE	09/11/1954															
Exc Award (06/30/2018)			Active	41	0	4	-8.89%	37	6	0	Y		N	12/2025			
42660	NOVA AURORA	05/31/1983															
Exc Award (06/30/2016, 06/30/2017, 06/30/2020)			Cancelled(8*)	0	0	15	-100.00%	0	12	2	N	None		07/2024			
33220	PALMAS	01/24/1977	Active	24	0	0	0.00%	29		4	Y		R	06/2025			
16728	PALMEIRA	11/10/1962															
Exc Award (06/30/2017)			Active	14	0	0	0.00%	19		6	Y		N	08/2024			
149567	Pato Branco	01/11/2022															
49730	PINHAIS	06/30/1989	Active	13	0	0	0.00%	13		5	Y		N	07/2025			
Exc Award (06/30/2020, 06/30/2021)			Active(2)	9	1	2	-10.00%	10	49	3	N			07/2025	\$50.00		
16731	PONTA GROSSA CENTRO	01/20/1954															
Exc Award (06/30/2018)			Active	17	0	0	0.00%	17		7	Y		N	11/2025			
63838	PONTA GROSSA CRUZEIRO DO SUL	12/06/2000															
Exc Award (06/30/2016, 06/30/2017, 06/30/2021, 06/30/2022)			Active	36	0	1	-2.70%	34	6	4	Y		N	08/2025			
36218	PONTA GROSSA PITANGUI	11/03/1978															
Exc Award (06/30/2018)			Active	15	0	0	0.00%	15		20	Y	2	R	12/2025			
16732	PONTA GROSSA VILA VELHA	11/17/1969															
Exc Award (06/30/2016, 06/30/2022)			Active	38	0	0	0.00%	39		7	Y		N	11/2025		\$1,000.00	
32737	SANTA HELENA	09/07/1976															
Exc Award (06/30/2017)			Active	9	0	0	0.00%	9		26	Y			10/2023			
134668	Santa Izabel Do Oeste	05/04/2018															
Exc Award (06/30/2021)			Active	42	0	0	0.00%	39		0	Y		N	08/2025	\$149.83		
16736	SANTO ANTONIO DO SUDOESTE	06/13/1964															
Exc Award (06/30/2021)			Active	14	0	0	0.00%	14		13	Y	2	N	12/2025			
31308	SAO JOSE DOS PINHAIS CENTRO	10/28/1975															
Exc Award (06/30/2017)			Active	50	0	1	-1.96%	54	2	5	Y		N	11/2025			\$1,032.18
30729	SAO MIGUEL DO IGUACU	05/22/1975															
Exc Award (06/30/2023)			Active	18	0	0	0.00%	19		7	Y			12/2025			
16737	TOLEDO	08/24/1957															
55157	TOLEDO CIDADE	12/29/1993	Active	24	0	4	-14.29%	38	9	0	Y			10/2025		\$2,080.73	



## Club Health Assessment for District LD 1 through December 2025

INTERNATIONAL

Club Number	Club Name	Charter Date	Status	Membership						Reports				Finance	LCIF	
			Times in Status Quo in Past 2 Years	Current Member Count **	YTD Members Added	YTD Members Dropped	YTD Net Growth% ***	Member Count 1 Year Ago	Dropped Members Avg.Length of Service	Months Since Membership Update	Current Officers Reported ****	Current President Repeated Term	VP Reported *****	Last Date Reported Service (mm/yyyy)	Account Balance	YTD Donations
16738	UBIRATA	11/14/1969	Active	40	3	0	8.11%	37		0	Y		N	12/2025		\$25.00
	Exc Award (06/30/2017, 06/30/2020)															
16739	UNIAO DA VITORIA	01/17/1957	Active	25	0	1	-3.85%	26	50	2	Y		N	12/2025		\$997.79
	Exc Award (06/30/2016, 06/30/2017, 06/30/2023)															

Clubs Cancelled Previous Fiscal Year – Clubs Cancelled within last 12 months may be reinstated

Club Number	Club Name	Charter Date	Current Status*	Cancellation Date
151479	Colombo	06/22/2022	Cancelled(8*)	03/29/2025

Current Total Clubs Count	YTD New Clubs Count	YTD Cancelled Clubs Count	YTD Net Club Gain	Current Total Members Count	YTD Add	YTD Drop	YTD Net Growth	YTD Net Growth %	Member Count 12 Months Ago	Average Member Count Per Club	% of Clubs with less than 20 members	% No Officer Report in 12 Months	% of Clubs with balance 90+ days	Number of Clubs in Status Quo	% Status Quo Clubs in Financial Suspension	Number of Cancelled Clubs	Average Cancelled Club Age	Members Lost Due to Cancellation	% of Clubs Cancelled for Non-Financial Reasons
50	0	1	-1	1,430	48	99	-51	-3.44%	1,429	29	42%	2%	4%	0	0%	1	52	15	-100%

\* - P - Priority Club. Cancellation Reasons: 1-Objectives/conduct, 2-Non-active club, 5-Non-existing club, 6-Disbanding, 7-Merger, 8-Financial Suspension, 9-District/Multiple District Dues.

\*\* Red denotes below 15 active members.

\*\*\* Red denotes 20% + loss.

\*\*\*\* Y - all 3 (President, Secretary, Treasurer) club officers reported, N - not all 3 reported.

\*\*\*\*\* Abbreviation: N-New, IP-Immediate Past, R-Repeat.





## Club Health Assessment for District LD 2 through December 2025

			Status	Membership					Reports				Finance	LCIF		
Club Number	Club Name	Charter Date	Times in Status Quo in Past 2 Years	Current Member Count **	YTD Members Added	YTD Members Dropped	YTD Net Growth***	Member Count 1 Year Ago	Dropped Members Avg.Length of Service	Months Since Membership Update	Current Officers Reported ****	Current President Repeated Term	VP Reported *****	Last Date Reported Service (mm/yyyy)	Account Balance	YTD Donations
Clubs less than two years old																
191171	Arroio do Meio Pérola do Vale	11/20/2025	Newly Chartered	24	24	0	100.00%	0		1	Y			11/2025		
182243	Bom Retiro Do Sul	05/20/2025	Active	32	7	2	18.52%	0	0	0	Y	2		08/2025		
183202	Capela de Santana	06/26/2025	Active	20	0	0	0.00%	0		3	N	2		11/2025		
182017	Encantado	05/15/2025	Active	55	26	1	83.33%	0	0	3	Y	2	N	09/2025		
190596	São José do Hortêncio	10/07/2025	Newly Chartered	39	39	0	100.00%	0		1	Y			11/2025		
172436	Vale Real	06/22/2024	Active(2)	26	5	0	23.81%	23		1	Y	3	N	11/2025		
Clubs more than two years old																
16743	CAMPO BOM	09/02/1959	Active	60	2	0	3.45%	58		0	Y		N	11/2025		\$464.48
	Exc Award (06/30/2023)															
31306	CANDELARIA	10/28/1975	Active	22	5	2	15.79%	19	17	1	Y		R	11/2023		
16744	CANELA	09/30/1962	Active	31	0	2	-6.06%	32	4	4	Y		N	11/2025		
116541	DOIS IRMÃOS PORTAL DA SERRA	04/09/2012	Active	17	2	2	0.00%	23	1	0	Y		R	11/2025		\$324.89
	Exc Award (06/30/2016, 06/30/2024)															
16746	ESTANCIA VELHA	08/30/1960	Active	35	10	1	34.62%	27	0	1	Y	2	N	10/2025		
	Exc Award (06/30/2018)															
16748	ESTEIO CENTRO	06/04/1962	Active	39	4	4	0.00%	35	7	0	Y	2	N	11/2025	90+ Days	\$25.15
33943	ESTEIO EXPOSICAO	05/24/1977	Active	20	5	1	25.00%	17	0	2	Y		N	10/2025		\$10.00
	Exc Award (06/30/2023)															
39279	ESTEIO INDUSTRIAL	01/20/1981	Active	19	1	0	5.56%	22		2	Y	2	N	09/2025		
	Exc Award (06/30/2016)															
16747	ESTRELA	10/19/1958	Active	60	10	3	13.21%	48	20	0	Y		N	12/2025		
	Exc Award (06/30/2023)															
16749	FELIZ	09/10/1971	Active	64	5	3	3.23%	61	10	1	Y		N	10/2025		\$125.01
	Exc Award (06/30/2022, 06/30/2023, 06/30/2024)															
16750	GRAMADO	02/26/1969	Active	23	2	3	-4.17%	25	13	2	Y			09/2025	90+ Days	
	Exc Award (06/30/2024)															
16751	IGREJINHA	09/20/1965	Active	27	2	0	8.00%	24		2	Y		N	12/2025		



## Club Health Assessment for District LD 2 through December 2025

			Status	Membership						Reports				Finance	LCIF	
Club Number	Club Name	Charter Date	Times in Status Quo in Past 2 Years	Current Member Count **	YTD Members Added	YTD Members Dropped	YTD Net Growth***	Member Count 1 Year Ago	Dropped Members Avg.Length of Service	Months Since Membership Update	Current Officers Reported ****	Current President Repeated Term	VP Reported *****	Last Date Reported Service (mm/yyyy)	Account Balance	YTD Donations
16753	LAJEADO	10/18/1958	Active	32	10	2	33.33%	27	10	0	Y		N	12/2025	90+ Days	\$1,000.00
33272	LAJEADO FLORESTAL	01/31/1977	Active	64	9	15	-8.57%	71	3	1	Y		N	12/2025		\$3,000.00
Exc Award (06/30/2023)																
16754	MONTENEGRO	07/30/1957	Active	23	8	0	53.33%	13		1	Y		N	12/2025		
97416	MONTENEGRO SAO JOAO	06/28/2006	Active	31	6	1	19.23%	26	5	1	Y		N	11/2025		
Exc Award (06/30/2017)																
47620	NOVA HARTZ	06/27/1987	Active	26	0	2	-7.14%	28	16	1	Y		N	12/2025		
16756	NOVO HAMBURGO CENTRO	05/18/1956	Active	53	0	5	-8.62%	51	12	0	Y		N	12/2025		\$5,027.14
Exc Award (06/30/2023, 06/30/2024)																
16757	NOVO HAMBURGO COUROCAP	05/16/1969	Active	33	0	1	-2.94%	31	1	2	Y			12/2025		\$1,070.80
Exc Award (06/30/2017, 06/30/2023)																
63248	NOVO HAMBURGO TERCEIRO MILENIO	06/01/2000	Active	33	2	2	0.00%	27	3	2	Y	2	R	11/2025		\$1,000.00
Exc Award (06/30/2020, 06/30/2023)																
51126	PAROBE	12/17/1990	Active	36	0	2	-5.26%	38	3	0	Y		N	08/2025		\$211.14
16761	PORTAO	06/09/1967	Active	41	0	0	0.00%	41		9	Y		N	11/2025		
Exc Award (06/30/2023)																
53359	ROLANTE	06/18/1992	Active	26	0	0	0.00%	23		6	Y	2	N	12/2025	90+ Days	\$92.14
53590	SANTA CRUZ DO SUL ALIANCA	08/19/1992	Active	37	3	4	-2.63%	38	12	4	Y		N	12/2025		
Exc Award (06/30/2021, 06/30/2022)																
16764	SANTA CRUZ DO SUL CENTRO	09/14/1957	Active	32	1	0	3.23%	33		1	Y		IP	12/2025		
58729	SANTA CRUZ DO SUL RAO DE SOL	10/08/1996	Active	11	5	3	22.22%	14	10	0	N	7		12/2025		
16765	SAO FRAN DE PAULA	04/04/1961	Active	22	0	0	0.00%	20		6	Y		N	09/2025		
16766	SAO LEOPOLDO 25 DE JULHO	10/27/1959	Active	22	0	0	0.00%	20		5	Y		N	08/2025	90+ Days	\$10.00
59588	SAO LEOPOLDO ANA TERRA	05/20/1997	Active	16	3	2	6.67%	18	8	3	Y		N	12/2025		
39280	SAO LEOPOLDO IMIGRANTE	01/20/1981	Active	19	0	0	0.00%	19		3	N	4		08/2025		
42661	SAO LEOPOLDO PADRE REUS	05/19/1983	Active	49	0	4	-7.55%	47	2	0	Y		N	11/2025		\$1,000.00
Exc Award (06/30/2023, 06/30/2024)																
44031	SAPIRANGA FERRABRAZ	06/30/1984	Active(1)	14	3	2	7.69%	13	1	0	Y		N	12/2025		
16769	SAPUCAIA DO SUL	08/28/1964	Active	17	0	2	-10.53%	20	3	0	Y			11/2025		\$10.00



## Club Health Assessment for District LD 2 through December 2025

			Status	Membership						Reports				Finance	LCIF	
Club Number	Club Name	Charter Date	Times in Status Quo in Past 2 Years	Current Member Count **	YTD Members Added	YTD Members Dropped	YTD Net Growth% ***	Member Count 1 Year Ago	Dropped Members Avg.Length of Service	Months Since Membership Update	Current Officers Reported ****	Current President Repeated Term	VP Reported *****	Last Date Reported Service (mm/yyyy)	Account Balance	YTD Donations
Exc Award (06/30/2023)																
16826	SOBRADINHO	06/08/1958	Active	25	5	2	13.64%	22	5	1	Y	2	R	12/2025	90+ Days	
16771	TAQUARA	06/06/1961	Active	52	1	3	-3.70%	52	4	1	Y		N	11/2025		
Exc Award (06/30/2018, 06/30/2023)																
146292	Taquara Inovação	05/26/2021	Active	22	0	5	-18.52%	29	5	0	Y	3	N	08/2025		
16772	TAQUARI	12/16/1959	Active(1)	19	6	0	46.15%	13		1	Y	2	R	11/2025		
109781	TEUTÔNIA	12/06/2010	Active	18	3	1	12.50%	16	1	1	Y		N	12/2025		
Exc Award (06/30/2023)																
16773	TRES COROAS	07/03/1965	Active	33	0	1	-2.94%	33	56	0	Y		N	12/2025		
16774	VENANCIO AIRES	10/19/1958	Active	41	0	0	0.00%	45		3	Y	2	R	09/2025		
59505	VENANCIO AIRES MELVIN JONES	05/05/1997	Active	36	1	0	2.86%	36		2	Y		N	11/2025		
Exc Award (06/30/2016, 06/30/2021, 06/30/2024)																

Clubs Cancelled Previous Fiscal Year – Clubs Cancelled within last 12 months may be reinstated

Club Number	Club Name	Charter Date	Current Status*	Cancellation Date
154300	Bom Princípio	05/05/2023	Cancelled(8*)	12/30/2024
172277	Salto Do Jacui	06/20/2024	Cancelled(8*)	03/29/2025

Current Total Clubs Count	YTD New Clubs Count	YTD Cancelled Clubs Count	YTD Net Club Gain	Current Total Members Count	YTD Add	YTD Drop	YTD Net Growth	YTD Net Growth %	Member Count 12 Months Ago	Average Member Count Per Club	% of Clubs with less than 20 members	% No Officer Report in 12 Months	% of Clubs with balance 90+ days	Number of Clubs in Status Quo	% Status Quo Clubs in Financial Suspension	Number of Cancelled Clubs	Average Cancelled Club Age	Members Lost Due to Cancellation	% of Clubs Cancelled for Non-Financial Reasons
47	2	0	2	1,496	215	83	132	9.68%	1,278	32	19%	0%	13%	0	0%	0	0	0	0%

\* - P - Priority Club. Cancellation Reasons: 1-Objectives/conduct, 2-Non-active club, 5-Non-existing club, 6-Disbanding, 7-Merger, 8-Financial Suspension, 9-District/Multiple District Dues.

\*\* Red denotes below 15 active members.

\*\*\* Red denotes 20% + loss.

\*\*\*\* Y - all 3 (President, Secretary, Treasurer) club officers reported, N - not all 3 reported.

\*\*\*\*\* Abbreviation: N-New, IP-Immediate Past, R-Repeat.



## Club Health Assessment for District LD 3 through December 2025

			Status	Membership						Reports				Finance	LCIF	
Club Number	Club Name	Charter Date	Times in Status Quo in Past 2 Years	Current Member Count **	YTD Members Added	YTD Members Dropped	YTD Net Growth% ***	Member Count 1 Year Ago	Dropped Members Avg.Length of Service	Months Since Membership Update	Current Officers Reported ****	Current President Repeated Term	VP Reported *****	Last Date Reported Service (mm/yyyy)	Account Balance	YTD Donations
Clubs more than two years old																
16777	ARROIO GRANDE	04/25/1972	Active	19	0	2	-9.52%	23	2	1	Y		N	12/2025		
	Exc Award (06/30/2018, 06/30/2022, 06/30/2023)															
16779	BAGE	04/21/1956	Active	27	0	1	-3.57%	27	1	3	Y		IP	08/2025		\$25.15
	Exc Award (06/30/2019)															
16778	BAGE DON DIOGO	12/17/1966	Active	51	4	0	8.51%	44		1	Y	2	R	10/2025		\$425.86
	Exc Award (06/30/2018, 06/30/2020, 06/30/2021)															
35745	BAGE SANTA TECLA	06/07/1978	Active	39	3	1	5.41%	33	47	2	Y		N	12/2025		\$223.00
	Exc Award (06/30/2023, 06/30/2024)															
63320	BAGE SOLIDARIEDADE	06/16/2000	Active	31	3	1	6.90%	29	1	0	Y		N	11/2025		\$133.15
	Exc Award (06/30/2016, 06/30/2018)															
124064	Bagé Tradição	01/26/2015	Active	13	0	7	-35.00%	19	4	1	Y	2	R	10/2025		\$161.09
16782	CACAPAVA DO SUL	04/21/1960	Active	39	9	3	18.18%	31	3	2	Y			12/2025		\$124.98
	Exc Award (06/30/2018, 06/30/2019)															
16783	CACHOEIRA DO SUL	06/07/1958	Active	38	0	2	-5.00%	34	3	2	Y	2	N	12/2025		
	Exc Award (06/30/2017, 06/30/2020, 06/30/2023)															
16785	CAMAQUA	04/19/1960	Active	23	3	2	4.55%	25	9	0	Y		N	12/2025		
29531	CAMAQUA UNIVERSITARIO	06/28/1974	Active	53	2	7	-8.62%	54	2	1	Y		N	10/2025		\$50.03
	Exc Award (06/30/2023, 06/30/2024)															
16788	CANOAS	10/20/1961	Active	34	8	10	-5.56%	36	10	0	Y		R	11/2025	90+ Days	\$2,075.77
	Exc Award (06/30/2019, 06/30/2022)															
100543	CANOAS NITEROI	11/13/2007	Active	22	2	0	10.00%	18		0	Y		N	12/2025		
	Exc Award (06/30/2019, 06/30/2020, 06/30/2023)															
45124	CANOAS SANTA RITA	06/20/1985	Active	25	3	4	-3.85%	26	8	0	Y		N	12/2025		\$100.30
	Exc Award (06/30/2017, 06/30/2019, 06/30/2023, 06/30/2024)															
39281	CAPAO DA CANOA	01/20/1981	Active	48	5	4	2.13%	44	17	1	Y		N	12/2025		\$75.05
	Exc Award (06/30/2018, 06/30/2019, 06/30/2020)															
16791	GENERAL CAMARA	11/20/1960	Active	31	0	0	0.00%	31		6	Y		N	08/2025		



## Club Health Assessment for District LD 3 through December 2025

			Status	Membership						Reports				Finance	LCIF	
Club Number	Club Name	Charter Date	Times in Status Quo in Past 2 Years	Current Member Count **	YTD Members Added	YTD Members Dropped	YTD Net Growth% ***	Member Count 1 Year Ago	Dropped Members Avg.Length of Service	Months Since Membership Update	Current Officers Reported ****	Current President Repeated Term	VP Reported *****	Last Date Reported Service (mm/yyyy)	Account Balance	YTD Donations
Exc Award (06/30/2022, 06/30/2023)																
16792	GRAVATAI	04/19/1960	Active	24	6	1	26.32%	20	2	0	Y	4		12/2025		
Exc Award (06/30/2018, 06/30/2023)																
34961	GUAIBA	01/05/1978	Active	24	3	0	14.29%	24		0	Y		N	11/2025		\$75.27
Exc Award (06/30/2018)																
16794	OSORIO	09/28/1961	Active	18	1	0	5.88%	16		2	Y	2	R	12/2025		
16795	PELOTAS CENTRO	12/21/1957	Active	43	0	0	0.00%	44		5	Y		N	12/2025		\$75.27
Exc Award (06/30/2019)																
30647	PELOTAS LARANJAL	04/24/1975	Active	22	0	0	0.00%	28		5	Y	2	R	07/2025		\$25.01
Exc Award (06/30/2023)																
31307	PIRATINI	10/28/1975	Active	16	5	0	45.45%	11		0	Y		N	12/2025		
Exc Award (06/30/2023)																
16803	PORTO ALEGRE BALNEARIOS	06/15/1960	Active	20	0	2	-9.09%	24	46	2	Y		R	12/2025		\$25.34
Exc Award (06/30/2019, 06/30/2020, 06/30/2021, 06/30/2023)																
39174	PORTO ALEGRE BARAO DO CAHY	12/29/1980	Active	37	1	2	-2.63%	38	31	3	Y		N	10/2025		\$453.10
Exc Award (06/30/2017, 06/30/2020, 06/30/2021, 06/30/2022, 06/30/2023)																
16800	PORTO ALEGRE BENTO GONCALVES	12/30/1966	Active	38	2	0	5.56%	34		4	Y		N	11/2025		\$50.06
Exc Award (06/30/2016, 06/30/2019, 06/30/2023, 06/30/2024)																
16813	PORTO ALEGRE CENTENÁRIO	11/19/1962	Active	16	2	0	14.29%	14		3	Y		N	09/2025		\$770.00
Exc Award (06/30/2020, 06/30/2023, 06/30/2024)																
51507	PORTO ALEGRE IPIRANGA	04/01/1991	Active	33	0	5	-13.16%	37	8	0	Y	2	N	12/2025		\$359.99
Exc Award (06/30/2020, 06/30/2021, 06/30/2023, 06/30/2024)																
122615	Porto Alegre Medianeira	06/24/2014	Active	22	7	0	46.67%	15		1	Y	3	R	12/2025		\$350.38
Exc Award (06/30/2017, 06/30/2019, 06/30/2020, 06/30/2022)																
16809	PORTO ALEGRE PASSO D'AREIA	12/05/1961	Active	17	2	0	13.33%	11		3	Y		N	12/2025	90+ Days	\$150.30
16815	PORTO ALEGRE S JOAO NAVEGANTES	03/22/1960	Active	18	0	0	0.00%	20		8	Y	2	R	12/2025		
Exc Award (06/30/2023)																



## Club Health Assessment for District LD 3 through December 2025

			Status	Membership						Reports				Finance	LCIF	
Club Number	Club Name	Charter Date	Times in Status Quo in Past 2 Years	Current Member Count **	YTD Members Added	YTD Members Dropped	YTD Net Growth% ***	Member Count 1 Year Ago	Dropped Members Avg.Length of Service	Months Since Membership Update	Current Officers Reported ****	Current President Repeated Term	VP Reported *****	Last Date Reported Service (mm/yyyy)	Account Balance	YTD Donations
16816	PORTO ALEGRE SANTA FLORA Exc Award (06/30/2016, 06/30/2017, 06/30/2019, 06/30/2020, 06/30/2021, 06/30/2022, 06/30/2023)	11/30/1971	Active	56	3	3	0.00%	51	3	2	Y		N	12/2025	90+ Days	\$475.10
16820	RIO PARDO Exc Award (06/30/2016, 06/30/2019, 06/30/2020, 06/30/2022)	01/05/1960	Active	34	2	3	-2.86%	32	30	0	Y		N	12/2025	90+ Days	\$155.59
32686	SANTA VITORIA DO PALMAR Exc Award (06/30/2022)	08/17/1976	Active	18	0	1	-5.26%	21	3	5	Y		N	12/2025		
16822	SANTO ANTONIO DA PATRULHA Exc Award (06/30/2023)	09/27/1961	Active	25	2	1	4.17%	23	1	0	Y		N	12/2025		
16821	SAO JERONIMO Exc Award (06/30/2017, 06/30/2019, 06/30/2021)	12/04/1960	Active	21	0	0	0.00%	20		7	Y		IP	10/2025		\$376.30
16825	SAO LOURENCO DO SUL Exc Award (06/30/2022)	01/07/1962	Active	20	0	0	0.00%	10		6	Y	2	N	12/2025		
16827	TORRES Exc Award (06/30/2018, 06/30/2019, 06/30/2020, 06/30/2023)	10/07/1961	Active	10	3	2	11.11%	10	4	4	Y	5	N	11/2025		
16828	TRAMANDAI Exc Award (06/30/2016, 06/30/2022, 06/30/2023)	06/20/1967	Active(1)	22	0	2	-8.33%	16	18	2	Y		N	10/2025		\$75.16
45694	TRIUNFO Exc Award (06/30/2022)	01/13/1986	Active(1)	26	6	0	30.00%	22		1	Y	2	N	12/2025	90+ Days	
16829	VIAMAO	04/25/1961	Active	12	0	3	-20.00%	16	4	4	Y			11/2025		
118229	VIAMAO NOSSA SENHORA APARECIDA Exc Award (06/30/2016, 06/30/2020, 06/30/2023, 06/30/2024)	11/09/2012	Active	17	0	4	-19.05%	22	5	0	N	2	N	12/2025		
134746	Xangri-lá Exc Award (06/30/2021, 06/30/2024)	05/30/2018	Active	18	1	0	5.88%	16		1	Y		N	12/2025		\$150.69

Clubs Cancelled Previous Fiscal Year – Clubs Cancelled within last 12 months may be reinstated

Club Number	Club Name	Charter Date	Current Status*	Cancellation Date
50027	PORTO ALEGRE BELA VISTA	12/20/1989	Cancelled(6*)	09/29/2024



## Club Health Assessment for District LD 3 through December 2025

INTERNATIONAL

Club Number	Club Name	Charter Date	Status	Membership						Reports				Finance	LCIF				
			Times in Status Quo in Past 2 Years	Current Member Count **	YTD Members Added	YTD Members Dropped	YTD Net Growth***	Member Count 1 Year Ago	Dropped Members Avg.Length of Service	Months Since Membership Update	Current Officers Reported ****	Current President Repeated Term	VP Reported *****	Last Date Reported Service (mm/yyyy)	Account Balance	YTD Donations			
16818	RIO GRANDE CENTRO	05/18/1958	Cancelled(6*)	01/29/2025															
Current Total Clubs Count	YTD New Clubs Count	YTD Cancelled Clubs Count	YTD Net Club Gain	Current Total Members Count	YTD Add	YTD Drop	YTD Net Growth	Member Count 12 Months Ago	Average Member Count Per Club	% of Clubs with less than 20 members	% No Officer Report in 12 Months	% of Clubs with balance 90+ days	Number of Clubs in Status Quo	% Status Quo Clubs in Financial Suspension	Number of Cancelled Clubs	Average Cancelled Club Age	Members Lost Due to Cancellation	% of Clubs Cancelled for Non-Financial Reasons	
41	0	0	0	1,120	88	73	15	1.36%	1,069	27	29%	0%	12%	0	0%	0	0	0	0%

\* - P - Priority Club. Cancellation Reasons: 1-Objectives/conduct, 2-Non-active club, 5-Non-existing club, 6-Disbanding, 7-Merger, 8-Financial Suspension, 9-District/Multiple District Dues.

\*\* Red denotes below 15 active members.

\*\*\* Red denotes 20% + loss.

\*\*\*\* Y - all 3 (President, Secretary, Treasurer) club officers reported, N - not all 3 reported.

\*\*\*\*\* Abbreviation: N-New, IP-Immediate Past, R-Repeat.




## Club Health Assessment for District LD 4 through December 2025

			Status	Membership						Reports				Finance	LCIF	
Club Number	Club Name	Charter Date	Times in Status Quo in Past 2 Years	Current Member Count **	YTD Members Added	YTD Members Dropped	YTD Net Growth% ***	Member Count 1 Year Ago	Dropped Members Avg.Length of Service	Months Since Membership Update	Current Officers Reported ****	Current President Repeated Term	VP Reported *****	Last Date Reported Service (mm/yyyy)	Account Balance	YTD Donations
Clubs less than two years old																
171411	AJURICABA	06/10/2024	Active	30	9	3	25.00%	25	1	2	Y	3		11/2025		\$37.53
181590	Girua	05/01/2025	Active(1)	20	0	0	0.00%	0		5	Y	2		05/2025		\$36.85
172071	Horizontina	06/22/2024	Active	44	12	4	22.22%	31	1	0	Y		N			\$37.25
191036	Macambara	11/10/2025	Newly Chartered	28	28	0	100.00%	0		1	Y					
171925	Sao Joao Do Polesine	06/06/2024	Active	50	4	2	4.17%	46	1	3	Y		R	09/2025	90+ Days	\$36.85
Clubs more than two years old																
16830	AGUDO	12/09/1967	Active	52	0	8	-13.33%	60	5	0	Y		N	12/2025		\$149.85
Exc Award (06/30/2020, 06/30/2023)																
16831	ALEGRETE	11/30/1960	Active	26	0	0	0.00%	27		9	Y		N	07/2025		
47656	ALEGRETE IBIRAPUITA	07/31/1987	Active	37	2	0	5.71%	29		4	Y		N	09/2025	90+ Days	\$35.69
43889	AUGUSTO PESTANA	05/31/1984	Active	41	0	0	0.00%	38		6	Y			12/2025		\$1,611.38
Exc Award (06/30/2024)																
32619	CATUIPE	07/27/1976	Active	42	0	0	0.00%	40		4	Y		N	12/2025		\$37.25
Exc Award (06/30/2017, 06/30/2018, 06/30/2024)																
16834	CERRO LARGO	12/20/1967	Active	46	2	0	4.55%	46		1	Y		N	12/2025		\$88.47
Exc Award (06/30/2017, 06/30/2019, 06/30/2021, 06/30/2023, 06/30/2024)																
123531	Chiapetta Esperanca	10/31/2014	Active	15	4	3	7.14%	16	11	0	Y	2	N	12/2025	90+ Days	
43235	CRISSIUMAL	12/14/1983	Active	42	6	1	13.51%	34	2	3	Y		N	05/2025	90+ Days	
16836	CRUZ ALTA	03/09/1960	Active	40	3	3	0.00%	41	3	0	Y			12/2025	90+ Days	\$312.65
Exc Award (06/30/2021)																
148847	Cruz Alta Iuri N Ribas	11/02/2021	Active	18	0	1	-5.26%	25	3	5	Y		IP	12/2024		
Exc Award (06/30/2022, 06/30/2023)																
16839	DOM PEDRITO	05/28/1961	Active	44	0	6	-12.00%	44	9	3	Y		N	12/2025		\$35.69
Exc Award (06/30/2018, 06/30/2020, 06/30/2021, 06/30/2022)																
16841	FREDERICO WESTPHALEN	11/23/1960	Active	36	1	0	2.86%	36		1	Y		N	08/2025	90+ Days	\$37.25
Exc Award (06/30/2016, 06/30/2017, 06/30/2018, 06/30/2020, 06/30/2021)																





## Club Health Assessment for District LD 4 through December 2025

			Status	Membership						Reports				Finance	LCIF	
Club Number	Club Name	Charter Date	Times in Status Quo in Past 2 Years	Current Member Count **	YTD Members Added	YTD Members Dropped	YTD Net Growth***	Member Count 1 Year Ago	Dropped Members Avg.Length of Service	Months Since Membership Update	Current Officers Reported ****	Current President Repeated Term	VP Reported *****	Last Date Reported Service (mm/yyyy)	Account Balance	YTD Donations
16845	IBIRUBA	03/08/1960	Active	46	0	3	-6.12%	33	0	1	Y		N	10/2025		\$1,037.53
	Exc Award (06/30/2020)															
16846	IJUI	10/25/1959	Active	74	0	0	0.00%	75		6	Y		N	12/2025		\$1,037.62
	Exc Award (06/30/2023, 06/30/2024)															
16848	ITAQUI	11/05/1961	Active	63	9	2	12.50%	57	2	0	Y		R	12/2025	90+ Days	\$61.85
	Exc Award (06/30/2021, 06/30/2024)															
16849	JAGUARI	05/26/1961	Active	29	0	2	-6.45%	33	11	0	N	None	R	12/2025	90+ Days	\$35.69
65493	JULIO DE CASTILHOS CENTRO	06/03/2002	Active	39	14	0	56.00%	28		0	Y		N	11/2025	90+ Days	\$36.85
	Exc Award (06/30/2024)															
16850	PALMEIRA DAS MISSOES	04/27/1960	Active	15	0	8	-34.78%	27	12	0	Y		N	12/2025		
	Exc Award (06/30/2018)															
16851	PANAMBI	09/06/1960	Active	58	4	0	7.41%	58		1	Y		N	09/2025		\$37.25
	Exc Award (06/30/2017, 06/30/2018)															
33944	PEJUCARA	05/31/1977	Active(1)	23	0	9	-28.13%	25	6	2	Y	2		11/2025		
43362	PORTO XAVIER	01/06/1984	Active	22	1	0	4.76%	22		2	Y		N	12/2025	90+ Days	\$50.29
	Exc Award (06/30/2024)															
16853	QUARAI	08/01/1964	Active	17	3	0	21.43%	15		0	Y	3	N	10/2025	90+ Days	\$36.85
139393	Quevedos	08/09/2019	Active	38	0	1	-2.56%	33	1	4	Y	2	N	12/2025		\$37.25
16854	RESTINGA SECA	06/15/1967	Active	25	3	2	4.17%	26	1	0	Y			10/2025		\$36.85
16855	ROSARIO DO SUL	05/01/1961	Active	44	3	4	-2.22%	45	6	0	Y		N	12/2025		\$1,037.25
49795	SANTA MARIA CAMOBI	08/04/1989	Active	32	1	2	-3.03%	32	5	1	Y		N	11/2025		\$136.85
	Exc Award (06/30/2020, 06/30/2021, 06/30/2024)															
16864	SANTA MARIA CENTRO	10/25/1958	Active	19	1	1	0.00%	20	19	1	Y		N	11/2025		\$36.85
16856	SANTA MARIA DORES	06/28/1972	Active	45	0	4	-8.16%	44	8	0	Y		N	12/2025		\$36.85
	Exc Award (06/30/2021, 06/30/2022)															
16861	SANTA MARIA ITARARE	03/27/1962	Active	19	0	0	0.00%	19		19	Y	3		05/2025		
63346	SANTA MARIA MEDIANEIRA	06/23/2000	Active	33	0	2	-5.71%	37	22	0	Y		N	12/2025		\$36.85
	Exc Award (06/30/2016, 06/30/2018, 06/30/2023)															
16865	SANTA ROSA CENTRO	03/06/1960	Active	34	0	0	0.00%	37		3	Y		N	10/2025		\$37.53
	Exc Award (06/30/2018)															



# Club Health Assessment for District LD 4 through December 2025

			Status	Membership						Reports				Finance	LCIF	
Club Number	Club Name	Charter Date	Times in Status Quo in Past 2 Years	Current Member Count **	YTD Members Added	YTD Members Dropped	YTD Net Growth% ***	Member Count 1 Year Ago	Dropped Members Avg.Length of Service	Months Since Membership Update	Current Officers Reported ****	Current President Repeated Term	VP Reported *****	Last Date Reported Service (mm/yyyy)	Account Balance	YTD Donations
156413	Santa Rosa União	11/10/2023	Active	49	3	0	6.52%	42		2	Y		N	11/2025		\$39.27
16862	SANTANA DO LIVRAMENTO	06/01/1961	Active	42	7	0	20.00%	37		1	N	None	N	10/2025	90+ Days	\$74.50
	Exc Award (06/30/2016)															
44032	SANTIAGO CENTENARIO	06/30/1984	Active	16	0	5	-23.81%	17	4	0	Y	2	N	12/2025		\$85.81
	Exc Award (06/30/2022, 06/30/2024)															
16866	SANTIAGO CENTRO	11/15/1960	Active	65	0	0	0.00%	66		5	Y		N	12/2025		\$40.00
	Exc Award (06/30/2021, 06/30/2022, 06/30/2024)															
16867	SANTO ANGELO	11/09/1957	Active	43	1	3	-4.44%	43	8	0	Y		N	12/2025		\$36.85
	Exc Award (06/30/2022, 06/30/2023, 06/30/2024)															
16863	SANTO ANGELO TIARAJU	07/28/1963	Active	40	5	1	11.11%	38	18	0	Y		N	11/2025		\$36.85
	Exc Award (06/30/2021)															
57625	SANTO ANGELO UNIVERSITARIO	12/05/1995	Active	45	2	7	-10.00%	55	15	0	Y		N	12/2025		\$1,096.87
	Exc Award (06/30/2017, 06/30/2020, 06/30/2021, 06/30/2024)															
16870	SANTO AUGUSTO	07/20/1972	Active	85	11	2	11.84%	75	0	0	Y		N	12/2025		\$37.25
	Exc Award (06/30/2021)															
16859	SANTO CRISTO	12/22/1965	Active	41	5	0	13.89%	36		1	Y	2	N	05/2024		\$37.25
	Exc Award (06/30/2017)															
16860	SAO BORJA	10/14/1962	Active	30	2	1	3.45%	30	13	3	Y			07/2024	90+ Days	\$35.69
	Exc Award (06/30/2021, 06/30/2023)															
61797	SAO FRANCISCO DE ASSIS	04/21/1999	Active	73	5	0	7.35%	68		4	Y		R	12/2025	90+ Days	
	Exc Award (06/30/2018, 06/30/2021, 06/30/2023, 06/30/2024)															
16868	SAO GABRIEL	05/02/1961	Active	12	0	0	0.00%	12		7	Y		R	10/2025		\$35.69
130567	São Gabriel Plácido de Castro	04/17/2017	Active	19	3	0	18.75%	18		4	Y			12/2024		\$35.69
146736	SÃO MIGUEL DAS MISSÕES	06/16/2021	Active(2)	10	3	1	25.00%	21	2	2	Y		N	09/2023	90+ Days	
16872	SAO PEDRO DO SUL	11/30/1964	Active	83	0	2	-2.35%	83	4	3	Y		N	12/2025		\$56.85
	Exc Award (06/30/2019, 06/30/2020, 06/30/2024)															
16842	SAO VICENTE DO SUL	05/31/1969	Active	40	0	0	0.00%	38		5	Y		N	09/2025		\$35.69
129794	Seberi Centenario	01/18/2017	Active	52	0	4	-7.14%	55	2	1	Y		N	11/2025	90+ Days	\$37.25
30959	TRES DE MAIO	06/23/1975	Active	72	7	5	2.86%	73	12	0	Y		N	12/2025		\$167.63



## Club Health Assessment for District LD 4 through December 2025

			Status	Membership						Reports				Finance	LCIF	
Club Number	Club Name	Charter Date	Times in Status Quo in Past 2 Years	Current Member Count **	YTD Members Added	YTD Members Dropped	YTD Net Growth***	Member Count 1 Year Ago	Dropped Members Avg.Length of Service	Months Since Membership Update	Current Officers Reported ****	Current President Repeated Term	VP Reported *****	Last Date Reported Service (mm/yyyy)	Account Balance	YTD Donations
Exc Award (06/30/2021, 06/30/2022)																
16875	TRES PASSOS	04/28/1960	Active	35	10	0	40.00%	26		2	Y		N	10/2025		\$37.25
16874	TRES PASSOS TUCUMA	01/27/1972	Active	81	9	1	10.96%	73	25	1	Y		N	09/2025		\$1,037.25
Exc Award (06/30/2017, 06/30/2023, 06/30/2024)																
37122	TUCUNDUVA	05/21/1979	Active	37	3	10	-15.91%	42	5	0	Y		N	11/2025	90+ Days	\$56.01
Exc Award (06/30/2021)																
16877	TUPARENDI	06/04/1962	Active	38	5	6	-2.56%	33	6	0	Y			11/2025	90+ Days	\$1,067.00
Exc Award (06/30/2024)																
16876	URUGUAIANA	05/10/1961	Active	29	2	2	0.00%	27	8	0	Y			05/2025		\$72.54
Exc Award (06/30/2018)																
47388	URUGUAIANA TRES FRONTEIRAS	05/28/1987	Active	54	4	0	8.00%	59		1	Y		N	12/2025		\$805.43
Exc Award (06/30/2022)																

Clubs Cancelled Previous Fiscal Year – Clubs Cancelled within last 12 months may be reinstated

Club Number		Club Name		Charter Date		Current Status*		Cancellation Date											
45695		SAO GABRIEL BATOVI		01/10/1986		Cancelled(6*)		01/29/2025											
Current Total Clubs Count	YTD New Clubs Count	YTD Cancelled Clubs Count	YTD Net Club Gain	Current Total Members Count	YTD Add	YTD Drop	YTD Net Growth	YTD Net Growth %	Member Count 12 Months Ago	Average Member Count Per Club	% of Clubs with less than 20 members	% No Officer Report in 12 Months	% of Clubs with balance 90+ days	Number of Clubs in Status Quo	% Status Quo Clubs in Financial Suspension	Number of Cancelled Clubs	Average Cancelled Club Age	Members Lost Due to Cancellation	% of Clubs Cancelled for Non-Financial Reasons
60	1	0	1	2,377	197	121	76	3.30%	2,271	40	17%	0%	30%	0	0%	0	0	0	0%

\* - P - Priority Club. Cancellation Reasons: 1-Objectives/conduct, 2-Non-active club, 5-Non-existing club, 6-Disbanding, 7-Merger, 8-Financial Suspension, 9-District/Multiple District Dues.

\*\* Red denotes below 15 active members.

\*\*\* Red denotes 20% + loss.

\*\*\*\* Y - all 3 (President, Secretary, Treasurer) club officers reported, N - not all 3 reported.

\*\*\*\*\* Abbreviation: N-New, IP-Immediate Past, R-Repeat.



## Club Health Assessment for District LD 5 through December 2025

			Status	Membership					Reports				Finance		LCIF	
Club Number	Club Name	Charter Date	Times in Status Quo in Past 2 Years	Current Member Count **	YTD Members Added	YTD Members Dropped	YTD Net Growth% ***	Member Count 1 Year Ago	Dropped Members Avg.Length of Service	Months Since Membership Update	Current Officers Reported ****	Current President Repeated Term	VP Reported *****	Last Date Reported Service (mm/yyyy)	Account Balance	YTD Donations
Clubs less than two years old																
189109	Bela Vista do Toldo - TeaColhe	08/19/2025	Active	20	20	0	100.00%	0		4	Y				90+ Days	
158003	Ibirama Centro	04/22/2024	Active	32	13	0	68.42%	21		0	Y		R	10/2025		
190865	Itapoá	11/04/2025	Newly Chartered	11	20	9	100.00%	0	0	0	Y					
182937	Porto Belo Causa Autismo	06/19/2025	Active	13	0	12	-48.00%	0	0	1	Y			11/2025		
183118	Santa Terezinha Causa Médio Ambiente	06/26/2025	Active	24	4	0	20.00%	0		0	Y	2		12/2025		
Clubs more than two years old																
37825	ARAQUARI Exc Award (06/30/2016, 06/30/2017, 06/30/2018)	12/20/1979	Active	51	5	2	6.25%	48	1	2	Y	2	N	12/2025		\$50.00
49732	BALNEÁRIO CAMBORIÚ BARRA SUL Exc Award (06/30/2017, 06/30/2019, 06/30/2021)	06/30/1989	Active	32	0	0	0.00%	32		18	Y		N	12/2025		
16879	BALNEARIO CAMBORIU CENTRO Exc Award (06/30/2017, 06/30/2018, 06/30/2024)	10/01/1971	Active	80	0	1	-1.23%	77	5	2	Y		R	11/2025	90+ Days	
57103	BALNEARIO CAMBORIU CL GOV CE G Exc Award (06/30/2017, 06/30/2024)	06/23/1995	Active	21	3	0	16.67%	16		0	Y	3	R	11/2025	90+ Days	
141609	Balneario Camboriu Helen Keller Exc Award (06/30/2023)	06/18/2020	Active	31	1	13	-27.91%	40	4	0	Y			10/2025		
37163	BALNEARIO CAMBORIU LEAO DO MAR	05/31/1979	Active	14	6	0	75.00%	16		2	Y	3	R	08/2025		
115356	BARRA VELHA SÃO JOÃO DO ITAPERIÚ	10/26/2011	Active	18	0	0	0.00%	17		7	Y	2	R	02/2025		
16881	BLUMENAU CIDADE JARDIM	01/11/1971	Active	15	0	2	-11.76%	14	1	1	Y		N	12/2025		
37123	BLUMENAU DOUTOR BLUMENAU Exc Award (06/30/2016, 06/30/2017, 06/30/2019, 06/30/2021, 06/30/2024)	05/21/1979	Active	28	0	3	-9.68%	26	18	0	Y		N	12/2025		
34648	BLUMENAU GARCIA Exc Award (06/30/2016, 06/30/2017)	11/17/1977	Active	16	0	0	0.00%	16		7	Y		N	12/2025		
122179	Blumenau Integração	05/12/2014	Active	38	1	5	-9.52%	49	2	5	Y		N	12/2025		




# Club Health Assessment for District LD 5 through December 2025

			Status	Membership						Reports				Finance	LCIF	
Club Number	Club Name	Charter Date	Times in Status Quo in Past 2 Years	Current Member Count **	YTD Members Added	YTD Members Dropped	YTD Net Growth% ***	Member Count 1 Year Ago	Dropped Members Avg.Length of Service	Months Since Membership Update	Current Officers Reported ****	Current President Repeated Term	VP Reported *****	Last Date Reported Service (mm/yyyy)	Account Balance	YTD Donations
Exc Award (06/30/2016, 06/30/2017, 06/30/2018, 06/30/2019, 06/30/2021, 06/30/2023, 06/30/2024)																
16882	BLUMENAU SUL	12/14/1962	Active	8	0	0	0.00%	8		7	Y		R	12/2025		
Exc Award (06/30/2019)																
148580	Bombinhas - Autismo	10/11/2021	Active	24	8	7	4.35%	20	2	0	Y		N	12/2025		
Exc Award (06/30/2023)																
16884	BRUSQUE BERCO DA FIACAO	11/27/1972	Active	17	0	1	-5.56%	20	1	0	Y		IP	12/2025		
Exc Award (06/30/2018)																
16883	BRUSQUE CENTRO	01/18/1954	Active	17	0	2	-10.53%	19	13	0	Y	2	N	11/2025		
Exc Award (06/30/2019)																
119735	Camboriu	06/21/2013	Active	17	1	2	-5.56%	15	6	4	Y		N	12/2025	90+ Days	
140870	Campo Alegre Paraíso da Serra	02/24/2020	Active(2)	6	6	16	-62.50%	10	1	0	Y			08/2025		
149346	Canoinhas Amor a Vida	01/06/2022	Active(2)	13	0	1	-7.14%	8	2	3	Y		N	11/2025		
125241	Canoinhas Leões do Planalto	06/23/2015	P- Active(1)	18	4	11	-28.00%	14	1	0	N		N	12/2025		
Exc Award (06/30/2016)																
45327	CANOINHAS OURO VERDE	08/29/1985	Active	33	3	0	10.00%	34		4	Y		N	12/2025		
Exc Award (06/30/2016, 06/30/2018, 06/30/2019, 06/30/2021)																
48103	CIDADE DE JOINVILLE	02/04/1988	Active	21	0	0	0.00%	23		4	Y	2		12/2025		
Exc Award (06/30/2016, 06/30/2019)																
16887	CORUPA	10/21/1967	Active	45	0	0	0.00%	46		5	Y	2	R	12/2025		\$1,000.00
Exc Award (06/30/2016, 06/30/2017, 06/30/2018, 06/30/2023)																
16893	GASPAR	11/06/1961	Active	19	0	0	0.00%	16		5	Y	3	N	10/2025		
Exc Award (06/30/2016, 06/30/2017)																
154715	Indaial Vitória Régia	06/14/2023	Active	24	3	1	9.09%	18	0	2	Y			10/2025		
36385	ITAIOPOLIS	12/26/1978	Active	28	0	5	-15.15%	45	15	1	Y		N	11/2025		
16896	ITAJAI	05/15/1953	Active	22	2	2	0.00%	28	1	3	Y			10/2025	90+ Days	\$2,009.92
Exc Award (06/30/2019)																
149746	Itajaí Aliança	02/07/2022	Active	15	1	6	-25.00%	13	1	1	Y		N	10/2025		
32092	ITAJAI PRAIA	04/07/1976	Active	31	1	5	-11.43%	33	4	2	Y		N	11/2025		
Exc Award (06/30/2016)																




## Club Health Assessment for District LD 5 through December 2025

			Status	Membership						Reports				Finance	LCIF	
Club Number	Club Name	Charter Date	Times in Status Quo in Past 2 Years	Current Member Count **	YTD Members Added	YTD Members Dropped	YTD Net Growth% ***	Member Count 1 Year Ago	Dropped Members Avg.Length of Service	Months Since Membership Update	Current Officers Reported ****	Current President Repeated Term	VP Reported *****	Last Date Reported Service (mm/yyyy)	Account Balance	YTD Donations
16895	ITAJAI SUL	02/01/1969	Active	22	6	5	4.76%	20	4	3	Y		N	11/2025	90+ Days	\$1,106.22
16897	ITAJAI VERDE VALE	03/29/1972	Active	27	4	2	8.00%	23	4	0	Y		IP	12/2025		
Exc Award (06/30/2018, 06/30/2024)																
56456	ITAPEMA	01/18/1995	Active	33	9	5	13.79%	25	20	0	Y		N	12/2025		
Exc Award (06/30/2017)																
16899	JARAGUA DO SUL	02/10/1962	Active	12	0	1	-7.69%	14	1	2	Y	2		01/2025		
131224	Joinville Iririu	06/20/2017	Active	20	0	0	0.00%	17		6	Y	2	R	12/2025		
57450	MAFRA CENTRO	10/24/1995	Active(2)	2	0	19	-90.48%	0	1	1	N			01/2024		
Exc Award (06/30/2018)																
38307	MAFRA PEROLA DO PLANALTO	04/01/1980	Active	20	2	6	-16.67%	22	4	0	Y		N	12/2025		
Exc Award (06/30/2016, 06/30/2017, 06/30/2024)																
136264	Monte Castelo Sustentabilidade Social	09/04/2018	Active(3)	16	6	15	-36.00%	15	2	0	Y	2	N	12/2025		
59748	NAVEGANTES	06/25/1997	Active	67	14	2	21.82%	55	6	2	Y			11/2025		\$100.00
Exc Award (06/30/2024)																
16906	PRESIDENTE GETULIO	06/23/1962	Active	19	0	1	-5.00%	21	38	0	Y		N	12/2025		
Exc Award (06/30/2018, 06/30/2019)																
16908	RIO DO SUL BELA ALIANCA	11/01/1971	Active	46	3	5	-4.17%	48	2	2	Y	2	N	11/2025		
Exc Award (06/30/2016, 06/30/2017, 06/30/2019, 06/30/2023)																
37340	RIO NEGRINHO	06/25/1979	Active	59	0	1	-1.67%	51	46	4	Y		R	12/2025	90+ Days	
Exc Award (06/30/2016, 06/30/2023)																
16910	SAO BENTO DO SUL	05/27/1967	Active	52	9	1	18.18%	40	31	2	Y		N	12/2025		
Exc Award (06/30/2016, 06/30/2019)																
16911	SAO FRANCISCO DO SUL	04/10/1954	Active	42	15	9	16.67%	39	0	1	Y		N	11/2025		
Exc Award (06/30/2016, 06/30/2022)																
16913	TAIO	06/15/1969	Active	28	0	0	0.00%	28		22	N		N	10/2025		
Exc Award (06/30/2016, 06/30/2018)																
16914	TIJUCAS	08/15/1956	Active	41	1	1	0.00%	41	0	2	Y		R	11/2025		\$25.00
16915	TIMBO	06/18/1966	Active	30	5	5	0.00%	29	9	0	Y		N	12/2025		
Exc Award (06/30/2017)																
128007	Tres Barras	06/20/2016	Active	26	0	0	0.00%	28		6	Y		N	11/2025		



## Club Health Assessment for District LD 5 through December 2025



						Status		Membership					Reports				Finance		LCIF	
Club Number	Club Name	Charter Date					Times in Status Quo in Past 2 Years	Current Member Count **	YTD Members Added	YTD Members Dropped	YTD Net Growth***	Member Count 1 Year Ago	Dropped Members Avg.Length of Service	Months Since Membership Update	Current Officers Reported ****	Current President Repeated Term	VP Reported *****	Last Date Reported Service (mm/yyyy)	Account Balance	YTD Donations
Exc Award (06/30/2017, 06/30/2022)																				
Current Total Clubs Count	YTD New Clubs Count	YTD Cancelled Clubs Count	YTD Net Club Gain	Current Total Members Count	YTD Add	YTD Drop	YTD Net Growth	Member Count 12 Months Ago	Average Member Count Per Club	% of Clubs with less than 20 members	% No Officer Report in 12 Months	% of Clubs with balance 90+ days	Number of Clubs in Status Quo	% Status Quo Clubs in Financial Suspension	Number of Cancelled Clubs	Average Cancelled Club Age	Members Lost Due to Cancellation	% of Clubs Cancelled for Non-Financial Reasons		
51	2	0	2	1,364	176	184	-8	1,258	27	37%	0%	14%	0	0%	0	0	0	0%		

\* - P - Priority Club. Cancellation Reasons: 1-Objectives/conduct, 2-Non-active club, 5-Non-existing club, 6-Disbanding, 7-Merger, 8-Financial Suspension, 9-District/Multiple District Dues.

\*\* Red denotes below 15 active members.

\*\*\* Red denotes 20% + loss.

\*\*\*\* Y - all 3 (President, Secretary, Treasurer) club officers reported, N - not all 3 reported.

\*\*\*\*\* Abbreviation: N-New, IP-Immediate Past, R-Repeat.



# Club Health Assessment for District LD 6 through December 2025

			Status	Membership						Reports				Finance	LCIF	
Club Number	Club Name	Charter Date	Times in Status Quo in Past 2 Years	Current Member Count **	YTD Members Added	YTD Members Dropped	YTD Net Growth% ***	Member Count 1 Year Ago	Dropped Members Avg.Length of Service	Months Since Membership Update	Current Officers Reported ****	Current President Repeated Term	VP Reported *****	Last Date Reported Service (mm/yyyy)	Account Balance	YTD Donations
Clubs less than two years old																
171879	Itambe	05/30/2024	Active	27	0	2	-6.90%	27	1	2	Y	3	R	12/2025		
Clubs more than two years old																
31940	ALTONIA	03/29/1976	Active	22	0	4	-15.38%	28	2	5	Y			07/2025		
17457	APUCARANA	07/17/1955	Active(1)	19	0	3	-13.64%	22	43	3	Y	2		11/2025		
57505	APUCARANA VITORIA REGIA	11/30/1995	Active	20	1	2	-4.76%	19	2	1	Y		N	12/2025		
	Exc Award (06/30/2017)															
17458	ARAPONGAS	10/24/1957	Active	54	0	5	-8.47%	43	3	1	Y	2	R	12/2025	90+ Days	
	Exc Award (06/30/2023)															
31150	ASTORGA	08/29/1975	Active	8	0	0	0.00%	8		20	Y	3	R	11/2025		
17459	BANDEIRANTES	06/29/1961	Active	21	0	2	-8.70%	22	0	3	Y		N	12/2025		
34582	BANDEIRANTES IARA	10/25/1977	Active(2)	18	18	0	100.00%	0		1	Y	4		11/2025		
17460	CAMBARA	04/03/1954	Active	44	0	9	-16.98%	55	3	1	Y		N	09/2025		
	Exc Award (06/30/2023)															
17462	CAMBE	05/01/1961	Active(1)	8	1	2	-11.11%	11	18	3	Y			10/2025		
43629	CAMBE ALIANCA	03/12/1984	Active	17	0	0	0.00%	15		9	Y		N	12/2025		
17461	CAMPO MOURAO	11/24/1967	Active	63	6	4	3.28%	57	5	1	Y		N	12/2025		
17464	CIANORTE	05/01/1963	Active	22	0	5	-18.52%	27	9	1	Y	3	N	09/2025		
17466	CIDADE GAUCHA	09/03/1966	Active	43	0	2	-4.44%	41	3	0	Y		N	12/2025	90+ Days	
17467	COLORADO	06/06/1970	Active(2)	1	0	0	0.00%	1		20	N	None		05/2021		
17463	CORNELIO PROCOPIO	11/07/1954	Active	34	3	2	3.03%	39	6	0	Y	2	N	10/2025		
	Exc Award (06/30/2023)															
17465	CRUZEIRO DO OESTE	11/09/1955	Active	60	6	3	5.26%	52	1	2	Y		N	11/2025		\$997.79
29537	IPORA	06/28/1974	Active	41	0	9	-18.00%	45	6	0	N		R	12/2025		
	Exc Award (06/30/2023)															
38462	IVAIPORA	05/01/1980	Active	5	0	0	0.00%	5		20	Y	16	R	08/2025		
63235	JANDAIA DO SUL	05/30/2000	Active	20	0	0	0.00%	20		12	Y		N	08/2025		
17476	LONDRINA CENTRO	10/30/1954	Active	18	2	2	0.00%	19	53	0	Y	7	R	11/2025		
17477	LONDRINA IGAPO	05/26/1969	Active(1)	15	0	2	-11.76%	23	1	4	Y		IP	10/2025		





## Club Health Assessment for District LD 6 through December 2025

			Status	Membership						Reports				Finance		LCIF
Club Number	Club Name	Charter Date	Times in Status Quo in Past 2 Years	Current Member Count **	YTD Members Added	YTD Members Dropped	YTD Net Growth% ***	Member Count 1 Year Ago	Dropped Members Avg.Length of Service	Months Since Membership Update	Current Officers Reported ****	Current President Repeated Term	VP Reported *****	Last Date Reported Service (mm/yyyy)	Account Balance	YTD Donations
31348	LONDRINA INDEPENDENCIA	11/18/1975	Active	12	1	4	-20.00%	20	3	0	Y		N	11/2025		
	Exc Award (06/30/2017)															
17480	MANDAGUARI	03/16/1970	Active	45	0	5	-10.00%	40	7	3	Y		N	10/2025		\$250.16
121145	Marialva Instituto Vicentinos	01/15/2014	Active(2)	18	0	0	0.00%	12		5	Y	2	N	10/2025		
17481	MARINGA	04/16/1955	Active	24	1	0	4.35%	26		2	Y		N	12/2025		\$4,997.76
	Exc Award (06/30/2023)															
34104	MARINGA CATEDRAL	06/21/1977	Active	12	0	1	-7.69%	13	12	1	Y	5	N	12/2025		
32224	MARINGA CIDADE CANCAO	05/12/1976	Active	36	5	12	-16.28%	39	6	1	Y		N	12/2025		\$1,000.00
57506	MARINGA CRISTAL	11/27/1995	Active	19	0	0	0.00%	17		10	Y		N	10/2025		
78131	MARINGA HELEN KELLER	01/26/2004	Active	20	0	0	0.00%	22		5	Y	17	N	12/2025		
63218	MARINGA PIONEIROS	05/24/2000	Active	18	2	1	5.88%	20	2	1	Y			07/2025		
17484	PARANAVAI	09/14/1963	Active	12	0	1	-7.69%	13	2	4	Y	2		12/2025		
41514	PEABIRU	06/23/1982	Active	45	0	1	-2.17%	46	2	3	Y		N	10/2025		
29538	PEROLA	06/28/1974	Active	56	0	0	0.00%	55		4	Y		R	09/2025		\$1,000.00
	Exc Award (06/30/2023)															
108603	RIBEIRÃO DO PINHAL	06/15/2010	Active(1)	6	0	4	-40.00%	12	11	1	Y		N	12/2023		
	Exc Award (06/30/2018)															
17488	ROLANDIA	09/10/1956	Active	49	1	1	0.00%	48	0	2	Y			11/2025		\$997.79
	Exc Award (06/30/2017, 06/30/2018)															
38463	SANTA FE	05/29/1980	Active	30	0	0	0.00%	27		3	Y	2		11/2025		
17490	SANTA MARIANA	12/09/1961	Active	23	0	2	-8.00%	25	7	1	Y	3	R	08/2025		
17492	SANTO ANTONIO DA PLATINA	06/15/1954	Active	19	2	1	5.56%	18	13	3	Y	2	N	11/2025	90+ Days	
40365	SERTANOPOLIS	09/03/1981	Active	24	1	0	4.35%	20		3	Y		N	11/2025	90+ Days	
17495	TERRA BOA	03/27/1965	Active	26	0	0	0.00%	24		6	Y		N	12/2025		
17498	UMUARAMA	04/21/1964	Active	28	0	11	-28.21%	37	7	2	Y		R	11/2025		

Clubs Cancelled Previous Fiscal Year – Clubs Cancelled within last 12 months may be reinstated

Club Number	Club Name	Charter Date	Current Status*	Cancellation Date
37829	ALTO PARANA	12/12/1979	Cancelled(8*)	12/30/2024
125952	Cianorte Sem Fronteira	10/14/2015	Cancelled(6*)	12/30/2024



Club Health Assessment for District LD 6 through December 2025

			Status		Membership						Reports				Finance		LCIF		
Club Number	Club Name	Charter Date	Times in Status Quo in Past 2 Years	Current Member Count **	YTD Members Added	YTD Members Dropped	YTD Net Growth***	Member Count 1 Year Ago	Dropped Members Avg.Length of Service	Months Since Membership Update	Current Officers Reported ****	Current President Repeated Term	VP Reported *****	Last Date Reported Service (mm/yyyy)	Account Balance	YTD Donations			
117275	JACAREZINHO SOLIDARIO	06/21/2012	Cancelled(8*)	12/30/2024															
17482	NOVA ESPERANCA	11/07/1970	Cancelled(8*)	12/30/2024															
Current Total Clubs Count	YTD New Clubs Count	YTD Cancelled Clubs Count	YTD Net Club Gain	Current Total Members Count	YTD Add	YTD Drop	YTD Net Growth	Member Count 12 Months Ago	Average Member Count Per Club	% of Clubs with less than 20 members	% No Officer Report in 12 Months	% of Clubs with balance 90+ days	Number of Clubs in Status Quo	% Status Quo Clubs in Financial Suspension	Number of Cancelled Clubs	Average Cancelled Club Age	Members Lost Due to Cancellation	% of Clubs Cancelled for Non-Financial Reasons	
42	0	0	0	1,102	50	102	-52	-4.51%	1,113	26	40%	2%	10%	0	0%	0	0	0	0%

\* - P - Priority Club. Cancellation Reasons: 1-Objectives/conduct, 2-Non-active club, 5-Non-existing club, 6-Disbanding, 7-Merger, 8-Financial Suspension, 9-District/Multiple District Dues.  
\*\* Red denotes below 15 active members.  
\*\*\* Red denotes 20% + loss.  
\*\*\*\* Y - all 3 (President, Secretary, Treasurer) club officers reported, N - not all 3 reported.  
\*\*\*\*\* Abbreviation: N-New, IP-Immediate Past, R-Repeat.



# Club Health Assessment for District LD 7 through December 2025

			Status	Membership						Reports				Finance	LCIF	
Club Number	Club Name	Charter Date	Times in Status Quo in Past 2 Years	Current Member Count **	YTD Members Added	YTD Members Dropped	YTD Net Growth% ***	Member Count 1 Year Ago	Dropped Members Avg.Length of Service	Months Since Membership Update	Current Officers Reported ****	Current President Repeated Term	VP Reported *****	Last Date Reported Service (mm/yyyy)	Account Balance	YTD Donations
Clubs less than two years old																
171726	Aratiba	05/29/2024	Active	27	1	1	0.00%	20	0	0	Y			08/2025	90+ Days	
190053	Bento Gonçalves CL Nelson Bortolini	09/12/2025	Active	51	51	0	100.00%	0		0	Y		N	12/2025		\$145.28
182115	Ibiaçá	05/20/2025	Active	20	0	3	-13.04%	0	0	1	Y	2	R	11/2025		\$25.00
181866	Pinhal da Serra	04/22/2025	Active	16	1	6	-23.81%	0	0	0	Y	2	R			
182635	Pontão	06/06/2025	Active	28	0	0	0.00%	0		6	N	None				
158113	São José do Ouro - Cidade do Ouro	05/16/2024	Active	25	0	0	0.00%	28		6	Y		N	06/2025		
172016	Sertão Renascer	06/24/2024	Active	26	0	1	-3.70%	24	1	1	Y		N	07/2025		\$25.46
181842	Três Arroios	04/16/2025	Active	24	0	0	0.00%	0		6	N	None				\$278.36
Clubs more than two years old																
34290	ANTONIO PRADO	06/29/1977	Active	56	9	1	16.67%	45	28	0	Y		N	11/2025		\$1,786.04
33706	ARVOREZINHA	04/26/1977	Active	22	0	5	-18.52%	24	18	1	Y		N	09/2025		\$1,025.09
35756	BARRACAO	06/14/1978	Active	63	2	0	3.28%	61		2	Y		N	12/2025		\$1,000.05
60117	BENTO GONCALVES CIDADE DO VINHO Exc Award (06/30/2023)	12/03/1997	Active	17	4	4	0.00%	19	9	0	Y			05/2025		\$1,089.38
60216	BENTO GONCALVES FEMINA INTEGRACAO Exc Award (06/30/2023)	12/30/1997	Active	24	0	0	0.00%	26		6	Y	3	R	12/2025		\$301.41
17501	BENTO GONCALVES INDUSTRIAL	03/16/1970	Active	22	5	2	15.79%	12	24	1	Y		N	09/2025		\$151.32
61338	BOM JESUS	12/09/1998	Active	19	0	0	0.00%	13		7	N	None		04/2025		
43154	CACIQUE DOBLE	11/14/1983	Active	39	0	1	-2.50%	37	0	4	Y		N	11/2025		\$178.44
17507	CARAZINHO CENTRO Exc Award (06/30/2016, 06/30/2017)	10/29/1959	Active	24	2	1	4.35%	23	2	2	N	None	N	08/2025		\$40.02
17503	CARAZINHO GLORIA Exc Award (06/30/2017, 06/30/2023)	06/26/1966	Active	54	3	2	1.89%	53	9	2	Y			11/2025		\$772.35
50705	CARAZINHO INDUSTRIAL Exc Award (06/30/2017)	06/25/1990	Active	32	0	5	-13.51%	36	4	2	Y		N	11/2025		
17505	CARLOS BARBOSA Exc Award (06/30/2023)	06/26/1965	Active	36	3	1	5.88%	34	0	2	Y		N	12/2025	90+ Days	\$59.31



# Club Health Assessment for District LD 7 through December 2025

			Status	Membership						Reports				Finance	LCIF	
Club Number	Club Name	Charter Date	Times in Status Quo in Past 2 Years	Current Member Count **	YTD Members Added	YTD Members Dropped	YTD Net Growth% ***	Member Count 1 Year Ago	Dropped Members Avg.Length of Service	Months Since Membership Update	Current Officers Reported ****	Current President Repeated Term	VP Reported *****	Last Date Reported Service (mm/yyyy)	Account Balance	YTD Donations
34106	CASCA	06/21/1977	Active	50	0	2	-3.85%	48	1	3	Y	2	N	12/2025		
	Exc Award (06/30/2023)															
17509	CAXIAS DO SUL 1875	12/06/1960	Active	23	0	2	-8.00%	27	2	0	Y		R	11/2025		\$150.29
	Exc Award (06/30/2023)															
108517	CAXIAS DO SUL EDUCAÇÃO E CULTURA	05/28/2010	Active	20	0	0	0.00%	19		3	Y	2	R	12/2025		\$84.75
77305	CAXIAS DO SUL FORQUETA	06/25/2003	Active	21	0	0	0.00%	20		5	Y		N	12/2025		\$1,142.81
	Exc Award (06/30/2017, 06/30/2018)															
17504	CAXIAS DO SUL SAO PELEGRINO	03/31/1968	Active	20	0	0	0.00%	17		4	Y		N	10/2025		\$39.40
17510	CONSTANTINA	06/29/1968	Active	59	3	12	-13.24%	47	7	0	Y		N	11/2025		\$110.58
	Exc Award (06/30/2023)															
17511	COTIPORA	09/01/1971	Active	28	4	3	3.70%	25	30	0	Y	2	R	12/2025		\$5.35
	Exc Award (06/30/2016, 06/30/2018, 06/30/2024)															
131316	Coxilha Centenario	06/20/2017	Active	28	0	0	0.00%	20		5	Y		N	10/2025		\$90.95
17515	ERECHIM CINQUENTENARI	04/04/1968	Active	58	3	2	1.75%	48	13	1	Y		N	12/2025		\$2,748.52
	Exc Award (06/30/2023)															
41350	ERVAL GRANDE	05/25/1982	Active	31	0	0	0.00%	30		5	Y		N	09/2025		\$25.00
47425	ESMERALDA	06/09/1987	Active	25	0	0	0.00%	22		6	Y	2	N	12/2025		
17512	ESPUMOSO	04/05/1964	Active	51	0	1	-1.92%	50	35	0	Y		N	10/2025		\$9.31
139640	Fagundes Varela	10/24/2019	Active	37	4	0	12.12%	33		1	Y		N	12/2025		\$1,000.05
17514	FARROUPILHA	08/05/1960	Active	38	1	5	-9.52%	41	6	2	Y		N	12/2025	90+ Days	\$97.58
42804	FARROUPILHA IMIGRANTE	06/29/1983	Active	20	0	3	-13.04%	24	37	0	Y		N	12/2025		\$10.70
17516	FLORES DA CUNHA	05/06/1960	Active	84	0	1	-1.18%	73	13	0	Y			06/2025		\$3,024.61
	Exc Award (06/30/2023)															
37832	FONTOURA XAVIER	12/26/1979	Active	19	0	0	0.00%	19		21	N	None		08/2023		
17517	GARIBALDI	08/29/1959	Active	30	0	5	-14.29%	32	17	0	Y		N	09/2025		\$2,095.72
35757	GAURAMA	06/26/1978	Active	31	3	0	10.71%	30		0	Y		N	12/2025		\$1,143.32
	Exc Award (06/30/2016, 06/30/2017, 06/30/2019)															
43495	GETULIO VARGAS CENTRO	02/10/1984	Active	29	2	0	7.41%	25		1	Y		N	09/2025		\$25.15
	Exc Award (06/30/2023)															



## Club Health Assessment for District LD 7 through December 2025

			Status	Membership						Reports				Finance	LCIF	
Club Number	Club Name	Charter Date	Times in Status Quo in Past 2 Years	Current Member Count **	YTD Members Added	YTD Members Dropped	YTD Net Growth% ***	Member Count 1 Year Ago	Dropped Members Avg.Length of Service	Months Since Membership Update	Current Officers Reported ****	Current President Repeated Term	VP Reported *****	Last Date Reported Service (mm/yyyy)	Account Balance	YTD Donations
17520	GUAPORE	05/11/1960	Active	49	0	1	-2.00%	40	49	0	Y		N	07/2025		\$60.00
29857	IBIRAIARAS	10/08/1974	Active	43	0	3	-6.52%	42	8	0	Y			12/2025		\$53.53
63220	ILOPOLIS	05/24/2000	Active	29	0	0	0.00%	26		8	Y		N	12/2025		\$1,131.44
Exc Award (06/30/2024)																
105605	JAQUIRANA	06/15/2009	Active	24	0	2	-7.69%	21	2	5	Y		N	11/2025	90+ Days	\$18.18
17521	LAGOA VERMELHA	06/27/1966	Active	37	0	0	0.00%	37		1	Y		R	06/2025	90+ Days	\$10.91
Exc Award (06/30/2023)																
119546	Lagoa Vermelha Azaleias	06/05/2013	Active	18	0	0	0.00%	14		6	Y	2	N	06/2025		
146063	LAGOA VERMELHA MELVIN JONES	05/20/2021	Active	21	0	8	-27.59%	27	2	5	Y		N	12/2025		
59571	MACHADINHO	05/20/1997	Active	26	0	0	0.00%	24		7	Y		N	10/2024		
17522	MARAU	10/14/1960	Active	68	3	1	3.03%	65	14	1	Y		N	11/2025		\$111.61
17523	NAO ME TOQUE	09/03/1960	Active	30	0	0	0.00%	32		1	Y		N	11/2025		\$27.81
45128	NONOAI	06/25/1985	Active	61	0	0	0.00%	59		5	Y		N	12/2025		\$1,164.88
Exc Award (06/30/2016, 06/30/2017, 06/30/2018, 06/30/2023)																
32807	NOVA BASSANO	10/12/1976	Active	39	9	0	30.00%	28		0	Y			12/2025		\$328.06
Exc Award (06/30/2016)																
17525	NOVA PRATA	04/26/1959	Active	25	0	2	-7.41%	26	2	4	Y		N	05/2025	90+ Days	\$1,027.27
37432	PAIM FILHO	07/02/1979	Active	20	1	0	5.26%	19		3	N			08/2024		
56909	PARAI	05/16/1995	Active	30	1	0	3.45%	25		4	Y		N	12/2025	90+ Days	\$25.09
59751	PASSO FUNDO 2000	06/23/1997	Active	21	0	0	0.00%	21		14	Y			07/2024		
59817	PASSO FUNDO ALVORADA	06/30/1997	Active	21	0	6	-22.22%	26	7	1	Y	2	R	11/2025		\$55.24
Exc Award (06/30/2023)																
54560	PASSO FUNDO AMIZADE	06/07/1993	Active	28	1	0	3.70%	27		2	Y		N	12/2025		\$457.60
Exc Award (06/30/2018, 06/30/2023)																
17526	PASSO FUNDO CENTRO	12/20/1958	Active	51	0	0	0.00%	46		8	Y			09/2025		\$875.60
47390	PASSO FUNDO INDEPENDENCIA	05/28/1987	Active	14	4	6	-12.50%	15	21	5	Y	2	R	11/2025		\$320.01
Exc Award (06/30/2017)																
50030	PASSO FUNDO INTEGRACAO	12/20/1989	Active	42	1	1	0.00%	37	6	2	N		N	11/2025		\$1,040.77
Exc Award (06/30/2017, 06/30/2024)																




## Club Health Assessment for District LD 7 through December 2025

			Status	Membership						Reports				Finance	LCIF	
Club Number	Club Name	Charter Date	Times in Status Quo in Past 2 Years	Current Member Count **	YTD Members Added	YTD Members Dropped	YTD Net Growth***	Member Count 1 Year Ago	Dropped Members Avg.Length of Service	Months Since Membership Update	Current Officers Reported ****	Current President Repeated Term	VP Reported *****	Last Date Reported Service (mm/yyyy)	Account Balance	YTD Donations
124785	Ronda Alta 2015	05/08/2015	Active	6	1	3	-25.00%	10	7	4	Y		N	04/2023		
17528	SANANDUVA	01/31/1961	Active	54	1	1	0.00%	56	58	3	Y		N	10/2025	90+ Days	\$248.59
51785	SAO JOAO DA URTIGA	06/20/1991	Active	42	0	0	0.00%	36		5	Y		N	11/2024	90+ Days	\$212.25
29858	SAO JOSE DO OURO	10/08/1974	Active	29	0	0	0.00%	22		5	Y		N	12/2025		\$35.92
62069	SAO MARCOS	06/10/1999	Active	49	0	0	0.00%	35		2	Y		R	11/2025	90+ Days	\$21.89
Exc Award (06/30/2016, 06/30/2017, 06/30/2023)																
17530	SARANDI	10/11/1967	Active	21	1	1	0.00%	23	12	2	Y			10/2025		
34097	SELBACH	06/21/1977	Active	19	0	0	0.00%	18		7	N	None		04/2025		\$100.58
17531	SERAFINA CORREA	11/09/1969	Active	71	7	2	7.58%	66	7	0	Y		N	12/2025	90+ Days	\$2,136.57
Exc Award (06/30/2016, 06/30/2017, 06/30/2023)																
59753	SEVERIANO DE ALMEIDA	06/23/1997	Active	37	3	0	8.82%	33		3	Y		N	12/2025		\$123.97
17532	SOLEDADE	06/05/1960	Active	87	0	0	0.00%	89		5	Y		N	12/2025	90+ Days	
Exc Award (06/30/2016, 06/30/2024)																
17533	TAPEJARA	03/07/1964	Active	30	0	2	-6.25%	35	4	0	Y		N	12/2025	90+ Days	\$115.00
Exc Award (06/30/2023)																
83048	TAPEJARA MULHER	06/30/2004	Active(1)	14	0	0	0.00%	11		7	N	None		06/2019		
17534	TAPERA	06/27/1963	Active	27	0	2	-6.90%	29	8	3	Y			10/2025		\$21.72
125259	Três Palmeiras	06/29/2015	Active	27	0	0	0.00%	15		5	Y		N	08/2024	90+ Days	\$25.00
Exc Award (06/30/2016, 06/30/2017)																
17535	VACARIA	10/10/1957	Active	63	0	1	-1.56%	58	25	1	Y		N	12/2025		\$9.31
Exc Award (06/30/2017, 06/30/2024)																
117891	VACARIA LEONAS	09/25/2012	Active	28	0	0	0.00%	24		3	Y		N	12/2025		\$71.08
Exc Award (06/30/2018)																
17536	VERANOPOLIS	11/23/1958	Active	44	3	0	7.32%	37		1	Y		N	12/2025		
Exc Award (06/30/2018)																
31704	VIADUTOS	02/06/1976	Active	25	1	1	0.00%	24	15	0	Y		R	12/2025		\$30.61
59795	VICTOR GRAEFF	06/26/1997	Active	21	0	0	0.00%	19		5	Y			05/2025		



## Club Health Assessment for District LD 7 through December 2025

<div>International Club of Presidents</div>						Status		Membership					Reports				Finance		LCIF	
						Times in Status Quo in Past 2 Years	Current Member Count **	YTD Members Added	YTD Members Dropped	YTD Net Growth% ***	Member Count 1 Year Ago	Dropped Members Avg.Length of Service	Months Since Membership Update	Current Officers Reported ****	Current President Repeated Term	VP Reported *****	Last Date Reported Service (mm/yyyy)	Account Balance	YTD Donations	
Club Number	Club Name	Charter Date																		
Current Total Clubs Count	YTD New Clubs Count	YTD Cancelled Clubs Count	YTD Net Club Gain	Current Total Members Count	YTD Add	YTD Drop	YTD Net Growth %	Member Count 12 Months Ago	Average Member Count Per Club	% of Clubs with less than 20 members	% No Officer Report in 12 Months	% of Clubs with balance 90+ days	Number of Clubs in Status Quo	% Status Quo Clubs in Financial Suspension	Number of Cancelled Clubs	Average Cancelled Club Age	Members Lost Due to Cancellation	% of Clubs Cancelled for Non-Financial Reasons		
80	1	0	1	2,718	138	112	26	0.97%	2,402	34	11%	5%	18%	0	0%	0	0	0		

\* - P - Priority Club. Cancellation Reasons: 1-Objectives/conduct, 2-Non-active club, 5-Non-existing club, 6-Disbanding, 7-Merger, 8-Financial Suspension, 9-District/Multiple District Dues.

\*\* Red denotes below 15 active members.

\*\*\* Red denotes 20% + loss.

\*\*\*\* Y - all 3 (President, Secretary, Treasurer) club officers reported, N - not all 3 reported.

\*\*\*\*\* Abbreviation: N-New, IP-Immediate Past, R-Repeat.



## Club Health Assessment for District LD 8 through December 2025

			Status	Membership						Reports				Finance		LCIF
Club Number	Club Name	Charter Date	Times in Status Quo in Past 2 Years	Current Member Count **	YTD Members Added	YTD Members Dropped	YTD Net Growth% ***	Member Count 1 Year Ago	Dropped Members Avg.Length of Service	Months Since Membership Update	Current Officers Reported ****	Current President Repeated Term	VP Reported *****	Last Date Reported Service (mm/yyyy)	Account Balance	YTD Donations
Clubs less than two years old																
171813	Bom Jesus	06/13/2024	Active	25	0	1	-3.85%	24	1	3	Y		N	09/2025		\$537.07
182010	Caibi	05/06/2025	Active	23	3	0	15.00%	0		1	Y	2		09/2025		
171853	Calmon	06/13/2024	Active	30	0	1	-3.23%	27	1	1	Y		N	11/2025		
177704	Chapecó Desbravador	08/20/2024	Active	26	4	5	-3.70%	26	1	0	Y		N	11/2025		\$75.08
191034	Luzerna	11/11/2025	Newly Chartered	25	25	0	100.00%	0		0	Y		N	12/2025		
182424	Passos Maia	06/02/2025	Active	19	0	11	-36.67%	0	1	0	Y	2		11/2025	90+ Days	
181956	Riqueza	05/02/2025	Active	25	0	2	-7.41%	0	0	3	Y	2		11/2025		\$37.25
181719	Saltinho	05/06/2025	Active	41	1	1	0.00%	0	0	3	Y	2		11/2025	90+ Days	\$279.39
172083	Sao Joao do Oeste	06/13/2024	Active	48	1	0	2.13%	50		1	Y	3	R	11/2025		
172014	Sul Brasil	06/20/2024	Active	34	0	0	0.00%	34		12	Y		IP	10/2025		
Clubs more than two years old																
39176	ABELARDO LUZ	12/29/1980	Active	15	0	0	0.00%	16		6	Y	2	R	11/2025		
	Exc Award (06/30/2017, 06/30/2022)															
65305	AGUAS DE CHAPECO	05/03/2002	Active	27	3	0	12.50%	25		2	Y	2	N	09/2025		
	Exc Award (06/30/2016, 06/30/2017, 06/30/2022, 06/30/2023)															
151204	Anchieta	06/14/2022	Active	49	0	0	0.00%	39		1	Y		N	12/2025		\$912.68
	Exc Award (06/30/2023)															
45505	ARROIO TRINTA	11/12/1985	Active	8	0	0	0.00%	8		9	Y		N	11/2025		\$101.34
	Exc Award (06/30/2017, 06/30/2023)															
144472	Belmonte	12/26/2020	Active(2)	11	11	18	-38.89%	20	4	1	Y			05/2025		\$223.51
	Exc Award (06/30/2022, 06/30/2023)															
16885	CACADOR	07/01/1961	Active	48	4	4	0.00%	48	8	1	Y			11/2025		
	Exc Award (06/30/2019, 06/30/2022, 06/30/2023)															
35577	CACADOR UNIVERSIDADE	05/30/1978	Active	41	4	2	5.13%	39	2	2	Y		IP	12/2025		
	Exc Award (06/30/2016, 06/30/2017, 06/30/2023, 06/30/2024)															
34456	CAMPO ERE	09/21/1977	Active	46	0	0	0.00%	40		8	Y		N	09/2025		\$673.22
	Exc Award (06/30/2017, 06/30/2023)															





## Club Health Assessment for District LD 8 through December 2025

			Status	Membership						Reports				Finance	LCIF	
Club Number	Club Name	Charter Date	Times in Status Quo in Past 2 Years	Current Member Count **	YTD Members Added	YTD Members Dropped	YTD Net Growth% ***	Member Count 1 Year Ago	Dropped Members Avg.Length of Service	Months Since Membership Update	Current Officers Reported ****	Current President Repeated Term	VP Reported *****	Last Date Reported Service (mm/yyyy)	Account Balance	YTD Donations
17542	CAMPOS NOVOS Exc Award (06/30/2017, 06/30/2019, 06/30/2023)	09/12/1963	Active	3	0	0	0.00%	3		18	Y	2		08/2024		
54533	CAMPOS NOVOS ALIANCA Exc Award (06/30/2018, 06/30/2019, 06/30/2023)	05/27/1993	Active	54	0	0	0.00%	52		4	Y		R	09/2025		
39180	CAMPOS NOVOS CENTENARIO Exc Award (06/30/2018, 06/30/2019, 06/30/2021)	12/29/1980	Active	28	2	2	0.00%	28	45	0	Y	2	N	12/2025		
53255	CAPINZAL OURO Exc Award (06/30/2017, 06/30/2021, 06/30/2023)	06/08/1992	Active	64	0	0	0.00%	46		0	Y			12/2025		
17543	CHAPECO Exc Award (06/30/2016, 06/30/2017, 06/30/2021, 06/30/2023)	03/21/1963	Active	23	1	5	-14.81%	30	4	2	Y			12/2025		\$506.71
37166	CHAPECO INTEGRACAO Exc Award (06/30/2016, 06/30/2017, 06/30/2018, 06/30/2019, 06/30/2020, 06/30/2021, 06/30/2022, 06/30/2023, 06/30/2024)	05/22/1979	Active	86	6	5	1.18%	97	6	1	Y			12/2025		\$994.65
17547	CHAPECO UNIVERSIDADE Exc Award (06/30/2016, 06/30/2017, 06/30/2018, 06/30/2020, 06/30/2022)	06/20/1972	Active	47	3	3	0.00%	40	1	0	Y		N	10/2025		\$1,467.31
17544	CONCORDIA CENTRO Exc Award (06/30/2017, 06/30/2018, 06/30/2020)	11/18/1962	Active	26	7	0	36.84%	22		0	Y		N	09/2025		
33223	CONCORDIA VILA SAO MIGUEL Exc Award (06/30/2017, 06/30/2022, 06/30/2023, 06/30/2024)	01/18/1977	Active	52	1	4	-5.45%	54	13	1	Y		N	12/2025		
35758	CORONEL FREITAS Exc Award (06/30/2016, 06/30/2018, 06/30/2022)	06/26/1978	Active	26	0	1	-3.70%	27	6	1	Y		N	12/2025		
58404	CUNHA PORA Exc Award (06/30/2016, 06/30/2017, 06/30/2018, 06/30/2022, 06/30/2023)	06/17/1996	Active	40	0	0	0.00%	41		3	Y		N	10/2025		\$223.51
16888	CURITIBANOS	11/30/1960	Active	24	0	0	0.00%	24		4	Y		R	11/2025		
16889	CURITIBANOS CENTENARI Exc Award (06/30/2017, 06/30/2023)	12/18/1973	Active	27	0	1	-3.57%	26	3	5	N	None		07/2025		



# Club Health Assessment for District LD 8 through December 2025

			Status	Membership						Reports				Finance		LCIF
Club Number	Club Name	Charter Date	Times in Status Quo in Past 2 Years	Current Member Count **	YTD Members Added	YTD Members Dropped	YTD Net Growth% ***	Member Count 1 Year Ago	Dropped Members Avg.Length of Service	Months Since Membership Update	Current Officers Reported ****	Current President Repeated Term	VP Reported *****	Last Date Reported Service (mm/yyyy)	Account Balance	YTD Donations
135338	Descanso Mulher	06/29/2018	Active	39	0	1	-2.50%	31	7	1	Y		N	11/2025		\$711.52
	Exc Award (06/30/2021, 06/30/2022)															
16890	DIONISIO CERQUEIRA-BARRACAO	09/16/1963	Active(2)	13	0	0	0.00%	13		12	Y	2		08/2024		
	Exc Award (06/30/2017, 06/30/2019)															
38630	ERVAL VELHO	06/03/1980	Active	38	0	1	-2.56%	35	45	5	Y		R	12/2025		
	Exc Award (06/30/2023)															
35488	FAXINAL DOS GUEDES	04/14/1978	Active	21	0	1	-4.55%	27	2	4	Y		N	11/2025		
	Exc Award (06/30/2017, 06/30/2018, 06/30/2019, 06/30/2021, 06/30/2022, 06/30/2023)															
148824	Flor do Sertão	11/02/2021	Active	14	5	8	-17.65%	17	2	1	Y		IP	12/2025		\$316.64
	Exc Award (06/30/2022)															
97316	FRAIBURGO TERRA DA MACA	06/16/2006	Active	19	0	5	-20.83%	25	9	1	N	None		12/2025		
	Exc Award (06/30/2016, 06/30/2017, 06/30/2018, 06/30/2022, 06/30/2023)															
107408	GUARACIABA	02/02/2010	Active	44	6	0	15.79%	38		0	Y		N	11/2025		
	Exc Award (06/30/2017, 06/30/2022, 06/30/2023)															
108474	GUARUJÁ DO SUL	05/27/2010	Active(2)	18	0	1	-5.26%	23	10	0	Y	2	R	11/2025		\$353.90
	Exc Award (06/30/2017, 06/30/2022)															
105824	IOMERE	06/22/2009	Active	14	0	1	-6.67%	13	7	3	Y		R	12/2025		\$196.30
	Exc Award (06/30/2016, 06/30/2022)															
138672	Iporã do Oeste	06/20/2019	Active	68	0	2	-2.86%	66	1	0	Y		N	12/2025		
	Exc Award (06/30/2022, 06/30/2023)															
116792	IRACEMINHA	05/14/2012	Active	38	0	0	0.00%	38		4	Y			06/2025		\$707.79
	Exc Award (06/30/2017, 06/30/2018, 06/30/2019, 06/30/2021, 06/30/2022, 06/30/2023)															
151391	Iraceminha LD8 Connect	06/21/2022	Active	8	0	1	-11.11%	6	3	1	Y		N	11/2025	90+ Days	\$167.64
	Exc Award (06/30/2023)															
144181	Irineópolis Valões	12/21/2020	Active	2	0	0	0.00%	2		23	N	3		08/2024		
17553	ITA	02/02/1964	Active	25	0	5	-16.67%	28	5	3	Y		N	12/2025		
	Exc Award (06/30/2017, 06/30/2022)															
29295	ITAPIRANGA	05/20/1974	Active	28	4	0	16.67%	24		0	Y	6	N	09/2024		



## Club Health Assessment for District LD 8 through December 2025

			Status	Membership					Reports				Finance	LCIF		
Club Number	Club Name	Charter Date	Times in Status Quo in Past 2 Years	Current Member Count **	YTD Members Added	YTD Members Dropped	YTD Net Growth% ***	Member Count 1 Year Ago	Dropped Members Avg.Length of Service	Months Since Membership Update	Current Officers Reported ****	Current President Repeated Term	VP Reported *****	Last Date Reported Service (mm/yyyy)	Account Balance	YTD Donations
Exc Award (06/30/2017, 06/30/2018, 06/30/2023)																
17554	JOACABA	05/01/1959	Active	20	0	0	0.00%	20		20	Y	3		06/2025		
Exc Award (06/30/2017, 06/30/2023)																
29296	JOACABA CRUZEIRO	05/16/1974	Active	60	1	1	0.00%	58	14	0	Y	2	N	10/2025		
Exc Award (06/30/2017, 06/30/2023)																
17560	MARAVILHA	05/25/1968	Active	73	2	6	-5.19%	67	9	3	Y		N	11/2025		
Exc Award (06/30/2017, 06/30/2018, 06/30/2021, 06/30/2022, 06/30/2023, 06/30/2024)																
37945	MARAVILHA OESTE	01/25/1980	Active	69	3	1	2.99%	66	3	1	Y		N	12/2025		\$1,959.99
Exc Award (06/30/2016, 06/30/2017, 06/30/2018, 06/30/2021, 06/30/2022, 06/30/2023, 06/30/2024)																
151227	Maravilha TEAcolhe	06/14/2022	Active	26	0	2	-7.14%	26	3	2	Y		N	12/2025		\$186.26
Exc Award (06/30/2023)																
105686	MATOS COSTA REGIAO DO CONTESTADO	06/16/2009	Active	8	0	0	0.00%	8		16	Y	3		06/2025	90+ Days	
Exc Award (06/30/2017, 06/30/2022)																
38808	MODELO	07/22/1980	Active	71	4	0	5.97%	62		1	Y		N	12/2025		\$1,440.18
Exc Award (06/30/2017, 06/30/2021, 06/30/2022, 06/30/2023, 06/30/2024)																
33951	MONDAI	05/31/1977	Active	76	0	0	0.00%	74		6	Y		N	12/2025		\$1,177.18
Exc Award (06/30/2016, 06/30/2019, 06/30/2022, 06/30/2023)																
59591	MONTE CARLO	05/29/1997	Active	26	0	0	0.00%	26		12	N	None		09/2024		
Exc Award (06/30/2022, 06/30/2023)																
150568	Palma Sola	04/25/2022	Active	41	0	0	0.00%	39		6	Y		R	12/2025		
Exc Award (06/30/2023)																
151200	Paraiso	06/13/2022	Active	58	9	6	5.45%	47	3	2	Y		N	10/2025		\$1,024.44
34967	PINHALZINHO	01/05/1978	Active	79	3	3	0.00%	71	6	2	Y		N	12/2025		\$33.78
Exc Award (06/30/2016, 06/30/2017, 06/30/2021, 06/30/2022, 06/30/2023)																
145752	Ponte Serrada	04/01/2021	Active	21	0	4	-16.00%	25	4	5	Y	2	N	10/2025		\$484.28
Exc Award (06/30/2022, 06/30/2023)																
88854	PORTO UNIAO CAMINHO DAS AGUAS	06/30/2005	Active	14	4	0	40.00%	14		1	Y		N	12/2025		



## Club Health Assessment for District LD 8 through December 2025

			Status	Membership						Reports				Finance	LCIF	
Club Number	Club Name	Charter Date	Times in Status Quo in Past 2 Years	Current Member Count **	YTD Members Added	YTD Members Dropped	YTD Net Growth% ***	Member Count 1 Year Ago	Dropped Members Avg.Length of Service	Months Since Membership Update	Current Officers Reported ****	Current President Repeated Term	VP Reported *****	Last Date Reported Service (mm/yyyy)	Account Balance	YTD Donations
Exc Award (06/30/2016, 06/30/2017, 06/30/2018, 06/30/2020, 06/30/2021, 06/30/2022, 06/30/2024)																
120720	Porto Uniao Cidade Amiga	11/19/2013	Active	0	1	12	-100.00%	11	9	0	N	None		09/2024		
Exc Award (06/30/2016, 06/30/2017, 06/30/2022, 06/30/2023)																
40242	QUILOMBO	07/14/1981	Active	24	4	3	4.35%	23	1	4	Y	2	R	12/2025		\$506.00
Exc Award (06/30/2017, 06/30/2019)																
139953	Rio das Antas	10/14/2019	Active	36	0	3	-7.69%	36	1	0	Y			06/2025		
Exc Award (06/30/2022, 06/30/2023)																
146208	Romelândia	05/21/2021	Active	33	0	3	-8.33%	36	3	4	Y		N	12/2025		\$372.52
Exc Award (06/30/2023)																
88855	SALTO VELOSO	06/30/2005	Active	28	0	0	0.00%	24		8	Y		N	11/2025		
Exc Award (06/30/2017, 06/30/2022, 06/30/2023)																
16909	SANTA CECILIA	09/22/1966	Active	26	0	2	-7.14%	27	2	1	Y		N	12/2025		
Exc Award (06/30/2022, 06/30/2024)																
154795	Santa Helena Cidade das Flores	06/23/2023	Active	21	0	0	0.00%	21		4	Y		IP	08/2025		
Exc Award (06/30/2024)																
55027	SAO CARLOS ROTA	11/04/1993	Active	68	3	3	0.00%	60	5	4	Y		N	10/2025		
Exc Award (06/30/2016, 06/30/2017, 06/30/2018, 06/30/2020, 06/30/2023, 06/30/2024)																
96874	SAO JOSE DO CEDRO RENASCER	04/07/2006	Active	68	6	4	3.03%	63	3	1	Y		N	11/2025		\$329.39
Exc Award (06/30/2017, 06/30/2018, 06/30/2021, 06/30/2022, 06/30/2023)																
40239	SÃO LOURENÇO DO OESTE CIDADE JARDIM	07/01/1981	Active	41	0	2	-4.65%	42	8	5	Y		N	12/2025		\$332.80
Exc Award (06/30/2017, 06/30/2020, 06/30/2022, 06/30/2023)																
125888	SÃO MIGUEL DO OESTE LIONESSES	11/16/2015	Active	58	1	1	0.00%	49	8	3	Y		N	12/2025		
Exc Award (06/30/2017, 06/30/2018, 06/30/2019, 06/30/2020, 06/30/2021, 06/30/2022, 06/30/2023)																
88519	SAO MIGUEL DO OESTE UNIVERSIDADE	06/02/2005	Active	50	0	16	-24.24%	71	7	0	Y		N	12/2025		
Exc Award (06/30/2017, 06/30/2018, 06/30/2019, 06/30/2022, 06/30/2023)																



## Club Health Assessment for District LD 8 through December 2025

			Status	Membership						Reports				Finance	LCIF	
Club Number	Club Name	Charter Date	Times in Status Quo in Past 2 Years	Current Member Count **	YTD Members Added	YTD Members Dropped	YTD Net Growth% ***	Member Count 1 Year Ago	Dropped Members Avg.Length of Service	Months Since Membership Update	Current Officers Reported ****	Current President Repeated Term	VP Reported *****	Last Date Reported Service (mm/yyyy)	Account Balance	YTD Donations
17566	SAO MIGUEL D'OESTE	06/26/1962	Active	31	1	4	-8.82%	36	2	0	Y		N	08/2025	90+ Days	
	Exc Award (06/30/2017, 06/30/2018, 06/30/2019, 06/30/2022, 06/30/2024)															
125163	Saudades	06/19/2015	Active	29	3	1	7.41%	27	2	1	Y		N	11/2025		
	Exc Award (06/30/2017, 06/30/2019, 06/30/2023)															
17567	SEARA	06/01/1961	Active	49	0	2	-3.92%	48	2	1	Y		N	12/2025		
	Exc Award (06/30/2016, 06/30/2017, 06/30/2022, 06/30/2023, 06/30/2024)															
106008	TANGARA	06/24/2009	Active	14	1	4	-17.65%	18	5	3	Y	3		11/2025		
	Exc Award (06/30/2023)															
146341	Treze Tilias	05/26/2021	Active	19	0	0	0.00%	17		6	Y		N	08/2025		\$56.30
	Exc Award (06/30/2023)															
125889	TUNÁPOLIS	10/28/2015	Active	36	11	4	24.14%	30	4	0	Y		N	12/2025	90+ Days	\$638.08
	Exc Award (06/30/2017, 06/30/2021, 06/30/2022, 06/30/2023, 06/30/2024)															
105858	VIDEIRA AMIGOS DO SERVIR	06/23/2009	Active	21	1	1	0.00%	19	8	1	Y		N	12/2025		
	Exc Award (06/30/2021)															
16916	VIDEIRA CENTRO	12/14/1955	Active	42	0	3	-6.67%	52	4	4	Y		N	11/2025		
	Exc Award (06/30/2016, 06/30/2019, 06/30/2020, 06/30/2023, 06/30/2024)															
38066	VIDEIRA PERDIZES	02/11/1980	Active	54	0	7	-11.48%	56	7	1	Y	2		12/2025		
	Exc Award (06/30/2016, 06/30/2017, 06/30/2019)															
17574	XANXERE	02/03/1964	Active	91	0	2	-2.15%	97	13	0	Y		N	12/2025		\$1,126.02
	Exc Award (06/30/2016, 06/30/2017, 06/30/2022, 06/30/2023)															
131250	Xanxerê Centenário	06/13/2017	Active	28	0	0	0.00%	34		6	Y		N	10/2025		\$100.02
	Exc Award (06/30/2019, 06/30/2020, 06/30/2021, 06/30/2022)															
62582	XANXERE INOVACAO	12/21/1999	Active	56	0	8	-12.50%	66	11	2	Y		N	12/2025		\$2,233.27
	Exc Award (06/30/2016, 06/30/2017, 06/30/2018, 06/30/2019, 06/30/2021, 06/30/2022, 06/30/2023)															
64513	XANXERE-MULHER	06/19/2001	Active	30	0	6	-16.67%	31	3	2	Y		N	12/2025		\$591.02
	Exc Award (06/30/2016, 06/30/2017, 06/30/2022, 06/30/2023, 06/30/2024)															



## Club Health Assessment for District LD 8 through December 2025

INTERNATIONAL

Club Number	Club Name	Charter Date	Status	Membership						Reports				Finance	LCIF	
			Times in Status Quo in Past 2 Years	Current Member Count **	YTD Members Added	YTD Members Dropped	YTD Net Growth***	Member Count 1 Year Ago	Dropped Members Avg.Length of Service	Months Since Membership Update	Current Officers Reported ****	Current President Repeated Term	VP Reported *****	Last Date Reported Service (mm/yyyy)	Account Balance	YTD Donations
32895	XAXIM	10/28/1976	Active	118	7	2	4.42%	102	5	2	Y		N	12/2025		\$2,183.63
	Exc Award (06/30/2016, 06/30/2017, 06/30/2020, 06/30/2021, 06/30/2022, 06/30/2023, 06/30/2024)															
97293	ZORTEA	06/12/2006	Active	35	5	2	9.38%	31	11	1	Y		N	11/2025		\$52.79
	Exc Award (06/30/2017, 06/30/2023)															

Clubs Cancelled Previous Fiscal Year – Clubs Cancelled within last 12 months may be reinstated

Club Number	Club Name	Charter Date	Current Status*	Cancellation Date
17563	PALMITOS	04/23/1973	Cancelled(8*)	06/29/2025
151132	Porto União Nova Geração Serviços	06/08/2022	Cancelled(8*)	06/29/2025

Current Total Clubs Count	YTD New Clubs Count	YTD Cancelled Clubs Count	YTD Net Club Gain	Current Total Members Count	YTD Add	YTD Drop	YTD Net Growth	YTD Net Growth %	Member Count 12 Months Ago	Average Member Count Per Club	% of Clubs with less than 20 members	% No Officer Report in 12 Months	% of Clubs with balance 90+ days	Number of Clubs in Status Quo	% Status Quo Clubs in Financial Suspension	Number of Cancelled Clubs	Average Cancelled Club Age	Members Lost Due to Cancellation	% of Clubs Cancelled for Non-Financial Reasons
87	1	0	1	3,178	161	210	-49	-1.52%	3,002	37	20%	1%	7%	0	0%	0	0	0	0%

\* - P - Priority Club. Cancellation Reasons: 1-Objectives/conduct, 2-Non-active club, 5-Non-existing club, 6-Disbanding, 7-Merger, 8-Financial Suspension, 9-District/Multiple District Dues.

\*\* Red denotes below 15 active members.

\*\*\* Red denotes 20% + loss.

\*\*\*\* Y - all 3 (President, Secretary, Treasurer) club officers reported, N - not all 3 reported.

\*\*\*\*\* Abbreviation: N-New, IP-Immediate Past, R-Repeat.



## Club Health Assessment for District LD 9 through December 2025

			Status	Membership					Reports				Finance	LCIF		
Club Number	Club Name	Charter Date	Times in Status Quo in Past 2 Years	Current Member Count **	YTD Members Added	YTD Members Dropped	YTD Net Growth% ***	Member Count 1 Year Ago	Dropped Members Avg.Length of Service	Months Since Membership Update	Current Officers Reported ****	Current President Repeated Term	VP Reported *****	Last Date Reported Service (mm/yyyy)	Account Balance	YTD Donations
Clubs less than two years old																
191091	Nova Veneza	11/20/2025	Newly Chartered	52	52	0	100.00%	0		0	Y		N			
Clubs more than two years old																
17538	ARARANGUA	05/28/1960	Active(1)	42	0	0	0.00%	42		3	Y		N	12/2025		
Exc Award (06/30/2023, 06/30/2024)																
100410	ARARANGUA AGUAS VERDES	10/22/2007	Active	19	0	0	0.00%	20		4	Y		R	12/2025		
Exc Award (06/30/2018, 06/30/2020, 06/30/2023, 06/30/2024)																
17537	ARARANGUA SUL	01/07/1974	Active	23	0	0	0.00%	29		0	Y	2	R	12/2025		\$5.00
Exc Award (06/30/2018, 06/30/2019)																
59291	BALNEARIO RINCÃO	03/26/1997	Active(2)	9	0	0	0.00%	0		6	Y	2		12/2023		
17539	BOM RETIRO	05/23/1969	Active	32	2	0	6.67%	30		1	Y		N	10/2025		
Exc Award (06/30/2019, 06/30/2023)																
17540	BRACO DO NORTE	04/24/1967	Active	32	5	1	14.29%	29	18	3	Y		N	12/2025	90+ Days	\$1,072.40
Exc Award (06/30/2016, 06/30/2018, 06/30/2022)																
107271	CAPIVARI DE BAIXO	01/18/2010	Active	20	0	0	0.00%	20		6	Y		N	04/2023	90+ Days	
47869	COCAL DO SUL SC	11/25/1987	Active	48	1	2	-2.04%	47	6	0	Y		N	12/2025		
Exc Award (06/30/2019, 06/30/2023, 06/30/2024)																
17545	CRICIUMA	10/31/1959	Active	23	0	0	0.00%	28		6	Y		N	11/2025		\$1,060.05
Exc Award (06/30/2018, 06/30/2019, 06/30/2023, 06/30/2024)																
32954	CRICIUMA CAPITAL DO CARVAO	11/18/1976	Active	25	40	43	-10.71%	30	11	0	Y		N	11/2025		\$10.00
16891	FLORIANOPOLIS	08/08/1953	Active	26	0	2	-7.14%	30	2	3	Y		R	11/2025		\$20.00
35583	FLORIANOPOLIS CONTINENTE	05/30/1978	Active	22	0	0	0.00%	22		3	Y		N	12/2025		
Exc Award (06/30/2021, 06/30/2023, 06/30/2024)																
82438	FLORIANOPOLIS INGLESSES	05/24/2004	Active	39	11	4	21.88%	28	11	0	Y		N	12/2025		
Exc Award (06/30/2018, 06/30/2023)																
16892	FLORIANOPOLIS NORTE	12/08/1966	Active	26	0	1	-3.70%	27	1	3	Y		N	12/2025		



## Club Health Assessment for District LD 9 through December 2025

			Status	Membership						Reports				Finance	LCIF	
Club Number	Club Name	Charter Date	Times in Status Quo in Past 2 Years	Current Member Count **	YTD Members Added	YTD Members Dropped	YTD Net Growth% ***	Member Count 1 Year Ago	Dropped Members Avg.Length of Service	Months Since Membership Update	Current Officers Reported ****	Current President Repeated Term	VP Reported *****	Last Date Reported Service (mm/yyyy)	Account Balance	YTD Donations
Exc Award (06/30/2023)																
58984	FLORIANOPOLIS-BELA FIGUEIRA	12/31/1996	Active	23	2	0	9.52%	21		1	Y		N	12/2025	90+ Days	\$2,000.00
34964	GRÃO-PARÁ	01/05/1978	Active	12	1	4	-20.00%	13	11	3	Y		N	12/2025		
17551	ICARA	05/01/1967	Active	31	4	3	3.33%	34	22	0	Y		R	10/2025		
Exc Award (06/30/2018, 06/30/2020, 06/30/2022)																
42663	JAGUARUNA	05/11/1983	Active	34	2	1	3.03%	31	43	1	Y		N	09/2025		
34107	LAGES COPACABANA	06/17/1977	Active	64	6	0	10.34%	58		1	Y	2	N	12/2025		
Exc Award (06/30/2018, 06/30/2019)																
17558	LAGES CORREIA PINTO	04/13/1971	Active	8	1	1	0.00%	8	12	1	Y			12/2023		
Exc Award (06/30/2023)																
17556	LAGUNA	12/01/1966	Active	58	0	4	-6.45%	52	9	1	Y	2	N	10/2025		
Exc Award (06/30/2023)																
117276	LAURO MULLER	06/21/2012	Active(3)	4	0	1	-20.00%	5	1	5	N	None		03/2023		
34200	MELEIRO	06/26/1977	Active	23	3	0	15.00%	24		1	Y			11/2025		\$12.00
133186	Morro da Fumaca Novos Horizontes	11/30/2017	Active	5	0	0	0.00%	12		4	Y		N	06/2023		
17561	ORLEANS	06/03/1961	Active	37	7	1	19.35%	28	14	0	Y		R	11/2025		\$10.60
108214	ORLEANS PRINCESAS DO CONDE	04/27/2010	Active	30	0	1	-3.23%	30	4	2	Y	3	N	10/2025		
Exc Award (06/30/2020, 06/30/2023)																
102254	PALHOCA	06/04/2008	Active	23	2	4	-8.00%	27	7	5	Y	2	N	09/2025		
Exc Award (06/30/2016, 06/30/2017, 06/30/2020)																
106786	PASSO DE TORRES	10/27/2009	Active	13	0	0	0.00%	13		3	Y		IP	12/2025		
Exc Award (06/30/2018)																
17565	SAO JOAQUIM	08/04/1963	Active	37	2	0	5.71%	41		1	Y		N	10/2025		
36060	SAO JOAQUIM PLANALTO	09/12/1978	Active	23	5	1	21.05%	19	3	1	Y		N	11/2025		
59755	SAO JOSE	06/20/1997	Active	23	2	1	4.55%	23	5	0	Y		N	12/2025	90+ Days	
105415	SAO JOSE BARREIROS	05/11/2009	Active	21	2	0	10.53%	17		1	Y			11/2025		
Exc Award (06/30/2023)																
77750	SAO JOSE PRAIANO	10/30/2003	Active(2)	15	9	0	150.00%	0		0	Y	6		11/2025	90+ Days	
Exc Award (06/30/2018)																





## Club Health Assessment for District LD 9 through December 2025

			Status	Membership						Reports				Finance	LCIF	
Club Number	Club Name	Charter Date	Times in Status Quo in Past 2 Years	Current Member Count **	YTD Members Added	YTD Members Dropped	YTD Net Growth% ***	Member Count 1 Year Ago	Dropped Members Avg.Length of Service	Months Since Membership Update	Current Officers Reported ****	Current President Repeated Term	VP Reported *****	Last Date Reported Service (mm/yyyy)	Account Balance	YTD Donations
36984	SAO LUDGERO	04/26/1979	Active	53	0	3	-5.36%	43	9	3	Y		N	12/2025		
	Exc Award (06/30/2016, 06/30/2018, 06/30/2019, 06/30/2020, 06/30/2022)															
17568	SIDEROPOLIS	08/03/1963	Active	20	0	1	-4.76%	23	2	3	Y		N	12/2025		
17569	SOMBRI0	08/05/1967	Active	12	0	0	0.00%	13		6	N	3	R	08/2025		
50176	TREZE DE MAIO	02/09/1990	Active	22	0	0	0.00%	27		10	Y		R	10/2025		
	Exc Award (06/30/2018, 06/30/2019, 06/30/2021)															
17572	TUBARAO	08/01/1959	Active	14	0	2	-12.50%	17	3	3	Y	2	R	09/2025		
33225	TUBARAO CIDADE AZUL	01/18/1977	Active	20	1	3	-9.09%	25	25	1	Y	2	R	12/2025		
17571	TUBARAO SUL	06/07/1969	Active	36	2	0	5.88%	34		2	Y	2	R	12/2025		
17570	TURVO	06/11/1964	Active	52	0	1	-1.89%	58	1	0	Y		N	11/2025		
17573	URUSSANGA	06/01/1962	Active	31	0	3	-8.82%	34	20	1	Y	2	N	08/2025		
	Exc Award (06/30/2018)															
32494	VALE DO BRACO DO NORTE	06/28/1976	Active	46	4	0	9.52%	51		1	Y		N	12/2025		\$1,048.03
	Exc Award (06/30/2024)															

Clubs Cancelled Previous Fiscal Year – Clubs Cancelled within last 12 months may be reinstated

Club Number	Club Name	Charter Date	Current Status*	Cancellation Date
17549	FLORIANOPOLIS ESTREITO	07/30/1966	Cancelled(8*)	08/29/2024

Current Total Clubs Count	YTD New Clubs Count	YTD Cancelled Clubs Count	YTD Net Club Gain	Current Total Members Count	YTD Add	YTD Drop	YTD Net Growth	YTD Net Growth %	Member Count 12 Months Ago	Average Member Count Per Club	% of Clubs with less than 20 members	% No Officer Report in 12 Months	% of Clubs with balance 90+ days	Number of Clubs in Status Quo	% Status Quo Clubs in Financial Suspension	Number of Cancelled Clubs	Average Cancelled Club Age	Members Lost Due to Cancellation	% of Clubs Cancelled for Non-Financial Reasons
44	1	0	1	1,228	166	88	78	6.78%	1,163	28	23%	2%	11%	0	0%	0	0	0	0%

\* - P - Priority Club. Cancellation Reasons: 1-Objectives/conduct, 2-Non-active club, 5-Non-existing club, 6-Disbanding, 7-Merger, 8-Financial Suspension, 9-District/Multiple District Dues.

\*\* Red denotes below 15 active members.

\*\*\* Red denotes 20% + loss.

\*\*\*\* Y - all 3 (President, Secretary, Treasurer) club officers reported, N - not all 3 reported.

\*\*\*\*\* Abbreviation: N-New, IP-Immediate Past, R-Repeat.